


AFFIDAVIT


} State of Texas
} County of Carson

The members of Commissioners' Court of Carson County state as follows:


The requirements of Subsection (c) of Texas Local Government Code, S 114.026 have been met for the term of 1st quarter 2021. The amount of cash and other assets in the custody of the County Treasurer at the time of examination are: Cash, \$12,757,410.71; and other assets (Investments and Pools)



Dan Looten, County Judge



Mike Britten, Comm. Pct. #1





James Martin, Comm. Pct. #2

Mike Jennings, Comm. Pct. #3



Kevin Howell, Comm. Pct.#4

Attest: 
Celeste Bichsel, County Clerk



ORDER APPROVING TREASURER'S QUARTERLY REPORT

On the 26th day of April, 2021 the Commissioners' Court of Carson County met in regular session. Upon motion by James Machin and seconded by Mike Britten the Commissioners' Court approved and entered this order.


In compliance with Texas Local Government Code S 1 14.026, the Commissioners' Court have compared and examined the Treasurer's report for the term of 1st quarter 2021 and have determined that the report is correct. The Court hereby approves the report and directs the clerk to enter the order in the minutes of the Court.

This order incorporates the Treasurer's report for the term herein above stated (a copy of which report is attached hereto) as though fully expressed herein, said report separately stating the amount received and paid from each fund since the County Treasurer's preceding report and any balances remaining in the Treasurer's custody.

Further, the affidavits are approved and this Court orders that the same be published once in the newspaper or, on the county's internet website.

Approved this 26 day of April 2021.

By: _____


Dan Looten Carson County Judge

CARSON COUNTY

QUARTERLY

TREASURER'S INVESTMENT REPORT

(JANUARY, FEBRUARY, MARCH)

2021

APPROVED *Wachtel*

APPROVED *John Smith*

APPROVED *James Martin*

APPROVED _____

APPROVED *K. Howell*

I certify that the attached records are true and correct according to the best of my knowledge and belief.

Denise Salzbrenner

Carson County Treasurer,
Denise Salzbrenner

4-26-2021

TOTAL INTEREST EARNED
JAN FEB MARCH
2021

	BEGINNING BALANCE	QUARTER TO DATE	YEAR TO DATE	2020 YEAR END BAL
BOND	\$ -	0	\$ -	\$ -
DEBT SERVICE FUND	\$ -	\$ 467.03	\$ 467.03	\$ 15,496.73
GENERAL	\$ -	\$ 10,112.97	\$ 10,112.97	\$ 101,138.52
PCT#1	\$ -	\$ 528.79	\$ 528.79	\$ 5,388.18
PCT#2	\$ -	\$ 1,064.60	\$ 1,064.60	\$ 8,370.30
PCT#3	\$ -	\$ 258.07	\$ 258.07	\$ 4,886.17
PCT#4	\$ -	\$ 952.43	\$ 952.43	\$ 9,069.78
INDIGENT HEALTH CARE	\$ -	\$ 219.86	\$ 219.86	\$ 2,669.38
RECORD MANAGEMENT	\$ -	\$ 12.19	\$ 12.19	\$ 23.81
COURTHOUSE SECURITY	\$ -	\$ 103.05	\$ 103.05	\$ 705.54
UNEMPLOYMENT	\$ -	\$ 32.69	\$ 32.69	\$ 342.86
JP#1	\$ -	\$ 1.97	\$ 1.97	\$ 18.77
JP#2	\$ -	\$ 0.82	\$ 0.82	\$ 5.66
JP TECH	\$ -	\$ 42.57	\$ 42.57	\$ 362.56
CO CLK	\$ -	\$ 0.33	\$ 0.33	\$ 2.90
DIST CLK	\$ -	\$ 1.44	\$ 1.44	\$ 21.18
CLK TECH	\$ -	\$ 0.06	\$ 0.06	\$ 1.13
HOT CK COLLECTION	\$ -	\$ 0.43	\$ 0.43	\$ 3.17

TOTAL INTEREST EARNED - 13,799.30 13,799.30 148,506.64

Tx pool *do* *was*
Avg *.0916* *.5514*

Avg TxClass *rd* *was*
.2880 *.3273*

2019 down 55%

BANK RECONCILIATIONS
MARCH 31 2021

Dennie Solbrenner
Carson County Treasurer

Fund	Book				Bank				Explanation
	Reg Bal	Deposits	Int. Earned	Disburse	End Bal	Over	Reconciled	Bank Bal	
TRCLASS RESERVE Debt Fund	850451.54	0.00	75.95	0.00	850527.49	0.00	850527.49	850527.49	
TRPOOL DEBT SERVICE FUND	75672.51	40000.00	1.64	0.00	115674.15	0.00	115674.15	115674.15	
DEBT SERVICE CHECKING	3639.14	38482.95	0.21	0.00	2022.30	0.00	2022.30	2022.30	
GENERAL	46948.14	53608.14	4.17	0.00	87688.37	0.00	87688.37	87688.37	
General TEXPOOL	428638.51	200000.00	7.96	0.00	403003.56	0.00	403003.56	403003.56	
INDIGENT HEALTH	701138.33	0.00	62.62	0.00	701200.95	0.00	701200.95	701200.95	
LAW LIBRARY	28394.37	58.69	0.49	0.00	28399.69	0.00	28399.69	28399.69	
R&B #1	5203.35	946.05	0.00	0.00	5612.36	0.00	5612.36	5612.36	
R&B #2	10616.28	49261.28	1.83	0.00	19879.39	0.00	19879.39	19879.39	
R&B #3	138851.90	40000.00	1.83	0.00	168888.02	0.00	168888.02	168888.02	
#1 TEXPOOL	213527.04	0.00	19.07	0.00	213611.11	0.00	213611.11	213611.11	
#1 TEXAS CLASS	12412.80	49238.20	2.15	0.00	21653.15	0.00	21653.15	21653.15	
R&B #4	214340.33	40000.00	3.66	0.00	215070.57	0.00	215070.57	215070.57	
#2 TEXPOOL	220640.33	0.00	19.80	0.00	220660.13	0.00	220660.13	220660.13	
#2 TEXAS CLASS	13946.64	48899.59	0.66	0.00	21915.60	0.00	21915.60	21915.60	
R&B #3	196683.19	40000.00	3.42	0.00	211932.63	0.00	211932.63	211932.63	
#3 TEXPOOL	225195.09	0.00	20.15	0.00	225215.24	0.00	225215.24	225215.24	
#3 TEXAS CLASS	1984.27	49246.38	0.09	0.00	16907.79	0.00	16907.79	16907.79	
R&B #4	220681.17	25000.00	3.64	0.00	244550.81	0.00	244550.81	244550.81	
#4 TEXPOOL	244529.07	0.00	21.74	0.00	244550.81	0.00	244550.81	244550.81	
#4 TEXAS CLASS	9622.45	0.00	0.15	0.00	8622.60	0.00	8622.60	8622.60	
CHECK COLLECTION	53789.32	2563.36	0.88	0.00	51592.56	0.00	51592.56	51592.56	
RECORDS MANAGEMENT	28279.91	637.28	0.49	0.00	28792.68	0.00	28792.68	28792.68	
COURTHOUSE SECURITY	12889.38	360.09	0.22	0.00	13058.69	0.00	13058.69	13058.69	
JP TECHNOLOGY	1321.90	24.62	0.02	0.00	1346.54	0.00	1346.54	1346.54	
CO & DT CLERK TECHNOLOGY	30187.20	195725.39	1.28	0.00	30198.40	0.00	30198.40	30198.40	
UNEMPLOYMENT	0.00	369442.01	0.00	0.00	0.00	0.00	0.00	0.00	
R & B CLEARING	0.00	188025.84	0.00	0.00	0.00	0.00	0.00	0.00	
ACCOUNTS PAYABLE	0.00	21213.63	1.10	0.00	21863.70	0.00	21863.70	21863.70	
PAYROLL CLEARING	867.76	33331.50	0.31	0.00	33643.66	0.00	33643.66	33643.66	
JP #1	17805.83	9912.00	0.13	0.00	10016.98	0.00	10016.98	10016.98	
JP #2	7692.58	37043.36	0.52	0.00	38278.18	0.00	38278.18	38278.18	
COUNTY CLERK	36266.15	0.00	0.00	0.00	36266.15	0.00	36266.15	36266.15	
DISTRICT CLERK	382174.13	0.00	0.00	0.00	382174.13	0.00	382174.13	382174.13	
SHERIFF FORTIFURE	4450689.25	2015530.11	266.85	0.00	4856929.27	0.00	4856929.27	4856929.27	
O/S CHECKS (+)					85208.91		85208.91	85208.91	
DEPOSITS IN TRANSIT (-)					0.00		0.00	0.00	
RECONCILED BALANCE					4591141.18		4591141.18	4591141.18	
Certificates of Deposit	3700000.00	100000.00	1458.43	0.00	3800000.00				
General Panhandle	1600000.00	0.00	1504.20	0.00	1600000.00				
General Green	0.00	0.00	0.00	0.00	0.00				
General Wildlife Deer (HSB CDARS)	1000000.00	0.00	330.86	0.00	1000000.00				
Bond	85000.00	0.00	33.64	0.00	85000.00				
Chowas Security	30000.00	0.00	13.28	0.00	30000.00				
JP Tech	150000.00	0.00	58.59	0.00	150000.00				
Indigent Health	30000.00	0.00	9.92	0.00	30000.00				
Unemployment Tax	10000.00	0.00	3.31	0.00	10000.00				
Records Management	330000.00	0.00	175.24	0.00	330000.00				
R&B #1	475000.00	0.00	306.85	0.00	475000.00				
R&B #2	200000.00	0.00	68.24	0.00	200000.00				
R&B #3	440000.00	0.00	315.01	0.00	440000.00				
R&B #4	8050000.00	100000.00	4275.37	0.00	8150000.00				
Tobac CD									

INDEBTNESS

BOND 2,480,000.00
Present #1 \$215,008.81
Present #2 \$0.00
Present #3 43,277.50
Present #4 -

CARSON COUNTY, TEXAS
 CERTIFICATE OF DEPOSITS
 RECONCILIATION
 MARCH 31 2021

Date

Account	Bank	CD #	Amount	Matured	Duration	APY	Maturity Date	
R&B #4	State Nat'l	6032	\$ 30,000.00		12	0.65%	03/24/22	ROLLOVER
R&B #4	State Nat'l	6033	\$ 60,000.00		12	0.65%	03/24/22	ROLLOVER
R&B #4	Happy CDARS	728423	\$ 50,000.00		12	0.42%	04/22/21	
R&B #4	Happy CDARS	887777	\$ 100,000.00		12	0.60%	06/10/21	
R&B #4	Happy CDARS	662701	\$ 100,000.00		12	0.39%	02/24/22	
R&B #4	Happy CDARS	658275	\$ 50,000.00		6	0.39%	08/19/21	
R&B #4	Happy CDARS	665581	\$ 60,000.00		12	0.39%	02/24/22	
			\$ 440,000.00	\$				
General	Happy CDARS	48005	\$ 100,000.00		12	0.45%	09/02/21	
General	Happy CDARS	428733	\$ 100,000.00		12	0.45%	12/02/21	
General	Happy CDARS	428687	\$ 100,000.00		12	0.45%	12/02/21	
General	Happy CDARS	428555	\$ 100,000.00		12	0.45%	12/02/21	
General	Happy CDARS	416905	\$ 100,000.00		12	0.45%	12/02/21	
General	Happy CDARS	500043	\$ 500,000.00		12	0.42%	12/30/21	
General	Happy CDARS	587574	\$	\$ 100,000.00	12	1.83%	03/11/21	REINVEST
General	Happy CDARS	587744	\$	\$ 100,000.00	12	1.83%	03/11/21	REINVEST
General	Happy CDARS	98673	\$ 200,000.00		12	0.45%	09/16/21	
General	Happy CDARS	629999	\$	\$ 200,000.00	12	0.74%	03/18/21	REINVEST
General	Happy CDARS	682585	\$ 100,000.00		12	0.74%	04/08/21	
General	Happy CDARS	802340	\$ 250,000.00		12	0.46%	05/13/21	
General	Happy CDARS	814982	\$ 250,000.00		12	0.46%	05/13/21	
General	Happy CDARS	867717	\$ 100,000.00		12	0.48%	06/03/21	
General	Happy CDARS	867725	\$ 100,000.00		12	0.48%	06/03/21	
General	Happy CDARS	870475	\$ 100,000.00		12	0.48%	06/03/21	
General	Happy CDARS	391783	\$ 300,000.00		12	0.44%	11/18/21	
General	Happy CDARS	550784	\$ 300,000.00		6	0.39%	07/15/21	
General	Happy CDARS	688305	\$ 100,000.00		12	0.43%	02/03/22	
General	Happy CDARS	658194	\$ 300,000.00		6	0.35%	08/19/21	
General	Happy CDARS	662728	\$ 100,000.00		12	0.35%	02/24/22	
General	Happy CDARS	664429	\$ 100,000.00		12	0.35%	02/24/22	
General	Happy CDARS	707226	\$ 100,000.00		12	0.38%	03/10/22	NEW
General	Happy CDARS	707187	\$ 100,000.00		12	0.38%	03/10/22	NEW
General	Happy CDARS	722437	\$ 100,000.00		12	0.38%	03/10/22	NEW
General	Happy CDARS	727757	\$ 200,000.00		12	0.38%	03/17/22	NEW
			\$ 3,800,000.00	\$ 400,000.00				
Debt Service	Happy CDARS	658127	\$ 1,000,000.00		6	0.39%	08/19/21	
			\$ 1,000,000.00					
General	State Nat'l	5960	\$ 200,000.00		12	0.90%	08/17/21	
General	State Nat'l	5962	\$ 200,000.00		12	0.90%	09/27/21	
General	State Nat'l	6035	\$ 200,000.00		12	1.55%	04/21/21	
General	State Nat'l	6073	\$ 100,000.00		12	0.90%	11/20/21	
General	State Nat'l	6074	\$ 100,000.00		12	0.90%	11/20/21	
General	State Nat'l	6076	\$ 100,000.00		12	0.90%	11/20/21	
General	State Nat'l	6234	\$ 100,000.00		12	0.90%	01/29/22	
General	State Nat'l	6386	\$ 100,000.00		12	0.90%	11/24/21	
General	State Nat'l	100552	\$ 160,000.00		12	0.80%	02/21/22	
General	State Nat'l	100560	\$ 160,000.00		12	0.90%	02/21/22	
General	State Nat'l	100994	\$ 100,000.00		6	0.55%	05/06/21	
General	State Nat'l	101001	\$ 100,000.00		6	0.55%	05/06/21	
			\$ 1,600,000.00	\$				
R&B #1	State Nat'l	5993	\$ 30,000.00		12	0.65%	03/27/22	ROLLOVER
R&B #1	State Nat'l	5939	\$ 60,000.00		12	0.65%	06/14/21	
R&B #1	State Nat'l	6047	\$ 75,000.00		12	0.65%	06/05/21	
R&B #1	State Nat'l	6240	\$ 50,000.00		6	0.55%	05/01/21	
R&B #1	State Nat'l	100803	\$ 60,000.00		12	0.65%	11/03/21	
R&B #1	State Nat'l	100975	\$ 50,000.00		6	0.65%	05/06/21	
R&B #1	State Nat'l	101060	\$ 25,000.00		6	0.40%	08/23/21	
			\$ 330,000.00	\$				
R&B #2	State Nat'l	5986	\$ 100,000.00		12	0.90%	03/11/22	ROLLOVER
R&B #2	State Nat'l	6043	\$ 100,000.00		12	0.90%	05/07/21	
R&B #2	State Nat'l	6056	\$ 50,000.00		12	0.65%	06/11/21	
R&B #2	State Nat'l	6070	\$ 50,000.00		6	0.55%	05/20/21	
R&B #2	State Nat'l	100595	\$ 50,000.00		6	0.55%	09/10/21	ROLLOVER
R&B #2	State Nat'l	100638	\$ 50,000.00		12	0.65%	11/03/21	
R&B #2	State Nat'l	100951	\$ 50,000.00		6	0.55%	05/06/21	
R&B #2	State Nat'l	101079	\$ 25,000.00		6	0.40%	08/23/21	
			\$ 475,000.00	\$				
R&B #3	Happy CDARS	360269	\$ 50,000.00		12	0.44%	11/18/21	
R&B #3	Happy CDARS	550814	\$ 50,000.00		6	0.39%	07/15/21	
R&B #3	Happy CDARS	658224	\$ 50,000.00		6	0.39%	08/19/21	
R&B #3	Happy CDARS	666294	\$ 50,000.00		12	0.39%	02/24/22	
			\$ 200,000.00	\$				
IHC	Happy CDARS	825429	\$ 50,000.00		12	0.47%	05/20/21	
IHC	Happy CDARS	890107	\$ 25,000.00		12	0.50%	06/10/21	
IHC	Happy CDARS	288931	\$ 50,000.00		12	0.45%	10/14/21	
IHC	Happy CDARS	644096	\$ 25,000.00		12	0.42%	02/17/22	
			\$ 150,000.00	\$				
CT House Sec.	State Nat'l	6222	\$ 30,000.00		6	0.55%	04/22/21	
CT House Sec.	Happy CDARS	890263	\$ 30,000.00		12	0.50%	06/10/21	
CT House Sec.	Happy CDARS	498448	\$ 25,000.00		6	0.39%	07/01/21	
			\$ 85,000.00	\$				
JP Technology	State Nat'l	6113	\$ 20,000.00		12	0.65%	10/17/21	
JP Technology	Happy CDARS	448641	\$ 10,000.00		6	0.39%	07/22/21	
			\$ 30,000.00	\$				
Rec Mngmt	Happy CDARS	498421	\$ 10,000.00		6	0.39%	07/01/21	
Unemployment	Happy CDARS	498456	\$ 30,000.00		6	0.39%	07/01/21	
			\$ 8,160,000.00	\$ 400,000.00		0.675%		

1-877



Account Statement

March 31, 2021

Page 3 of 9

Account Number: TX-01-0463-0001

CARSON COUNTY GENERAL FUND

Average Monthly Yield: 0.1051%

Account Summary

Beginning Balance	Contributions	Withdrawals	Income Earned	Income Earned YTD	Average Daily Balance	Month End Balance
701,138.33	0.00	0.00	62.62	196.74	701,171.43	701,200.95

Texas CLASS

Transaction Activity

Transaction Date	Transaction Description	Contributions & Income Earned	Withdrawals	Balance	Transaction Number
03/01/2021	Beginning Balance			701,138.33	
03/31/2021	Income Dividend Reinvestment	62.62			
03/31/2021	Ending Balance			701,200.95	

Tel: (800) 707-6242

<https://www.texasclass.com/>



Account Statement

March 31, 2021
Page 4 of 9

Account Number: TX-01-0463-0002

CARSON COUNTY PRECINCT #1

Average Monthly Yield: 0.1051%

Account Summary

Beginning Balance	Contributions	Withdrawals	Income Earned	Income Earned YTD	Average Daily Balance	Month End Balance
213,592.04	0.00	0.00	19.07	57.95	213,602.11	213,611.11

Texas CLASS

Transaction Activity

Transaction Date	Transaction Description	Contributions & Income Earned	Withdrawals	Balance	Transaction Number
03/01/2021	Beginning Balance			213,592.04	
03/31/2021	Income Dividend Reinvestment	19.07			
03/31/2021	Ending Balance			213,611.11	

Tel: (800) 707-6242

<https://www.texasclass.com/>

CARSON COUNTY PRECINCT #2

Average Monthly Yield: 0.1051%

Account Summary

Beginning Balance	Contributions	Withdrawals	Income Earned	Income Earned YTD	Average Daily Balance	Month End Balance
220,640.33	0.00	0.00	19.80	60.18	220,650.80	220,660.13

Texas CLASS

Transaction Activity

Transaction Date	Transaction Description	Contributions & Income Earned	Withdrawals	Balance	Transaction Number
03/01/2021	Beginning Balance			220,640.33	
03/31/2021	Income Dividend Reinvestment	19.80			
03/31/2021	Ending Balance			220,660.13	



Account Statement

March 31, 2021

Page 6 of 9

Account Number: TX-01-0463-0004

CARSON COUNTY PRECINCT #3

Average Monthly Yield: 0.1051%

Account Summary

Beginning Balance	Contributions	Withdrawals	Income Earned	Income Earned YTD	Average Daily Balance	Month End Balance
225,195.09	0.00	0.00	20.15	62.74	225,206.74	225,215.24

Texas CLASS

Transaction Activity

Transaction Date	Transaction Description	Contributions & Income Earned	Withdrawals	Balance	Transaction Number
03/01/2021	Beginning Balance			225,195.09	
03/31/2021	Income Dividend Reinvestment	20.15			
03/31/2021	Ending Balance			225,215.24	

Tel: (800) 707-6242

<https://www.texasclass.com/>



Account Number: TX-01-0463-0005

CARSON COUNTY PRECINCT #4

Average Monthly Yield: 0.1051%

Account Summary

Beginning Balance	Contributions	Withdrawals	Income Earned	Income Earned YTD	Average Daily Balance	Month-End Balance
244,529.07	0.00	0.00	21.74	66.63	244,540.56	244,550.81

Texas CLASS

Transaction Activity

Transaction Date	Transaction Description	Contributions & Income Earned	Withdrawals	Balance	Transaction Number
03/01/2021	Beginning Balance			244,529.07	
03/31/2021	Income Dividend Reinvestment	21.74			
03/31/2021	Ending Balance			244,550.81	

TXCLASS RESERVE DEBIT FUND

Average Monthly Yield: 0.1051%

Account Summary

Beginning Balance	Contributions	Withdrawals	Income Earned	Income Earned YTD	Average Daily Balance	Month End Balance
850,451.54	0.00	0.00	75.95	397.32	850,491.69	850,527.49

Texas CLASS

Transaction Activity

Transaction Date	Transaction Description	Contributions & Income Earned	Withdrawals	Balance	Transaction Number
03/01/2021	Beginning Balance			850,451.54	
03/31/2021	Income Dividend Reinvestment	75.95			
03/31/2021	Ending Balance			850,527.49	

Texas CLASS

Texas CLASS

Date	Dividend Rate	Daily Yield
03/01/2021	0.000002878	0.1051%
03/02/2021	0.000002880	0.1051%
03/03/2021	0.000002879	0.1051%
03/04/2021	0.000002880	0.1051%
03/05/2021	0.000008637	0.1051%
03/06/2021	0.000000000	0.1051%
03/07/2021	0.000000000	0.1051%
03/08/2021	0.000002881	0.1051%
03/09/2021	0.000002879	0.1051%
03/10/2021	0.000002879	0.1051%
03/11/2021	0.000002880	0.1051%
03/12/2021	0.000008637	0.1051%
03/13/2021	0.000000000	0.1051%
03/14/2021	0.000000000	0.1051%
03/15/2021	0.000002881	0.1051%
03/16/2021	0.000002879	0.1051%
03/17/2021	0.000002880	0.1051%
03/18/2021	0.000002879	0.1051%
03/19/2021	0.000008640	0.1051%
03/20/2021	0.000000000	0.1051%
03/21/2021	0.000000000	0.1051%
03/22/2021	0.000002880	0.1051%
03/23/2021	0.000002880	0.1051%
03/24/2021	0.000002879	0.1051%
03/25/2021	0.000002880	0.1051%
03/26/2021	0.000008637	0.1051%
03/27/2021	0.000000000	0.1051%
03/28/2021	0.000000000	0.1051%
03/29/2021	0.000002881	0.1051%
03/30/2021	0.000002879	0.1051%
03/31/2021	0.000002880	0.1051%

Performance results are shown net of all fees and expenses and reflect the reinvestment of dividends and other earnings. Many factors affect performance including changes in market conditions and interest rates and in response to other economic, political, or financial developments. Investment involves risk including the possible loss of principal. No assurance can be given that the performance objectives of a given strategy will be achieved. Past performance is no guarantee of future results. Any financial and/or investment decision may incur losses.

Carson County
PO Box 365
Panhandle, TX 79068

Texas CLASS

Average Monthly Yield: 0.1051%

Texas CLASS

	Beginning Balance	Contributions	Withdrawals	Income Earned	Income Earned YTD	Average Daily Balance	Month End Balance
TX-01-0463-0001 CARSON COUNTY GENERAL FUND	701,138.33	0.00	0.00	62.62	196.74	701,171.43	701,200.95
TX-01-0463-0002 CARSON COUNTY PRECINCT #1	213,592.04	0.00	0.00	19.07	57.95	213,602.11	213,611.11
TX-01-0463-0003 CARSON COUNTY PRECINCT #2	220,640.33	0.00	0.00	19.80	60.18	220,650.80	220,660.13
TX-01-0463-0004 CARSON COUNTY PRECINCT #3	225,195.09	0.00	0.00	20.15	62.74	225,205.74	225,215.24



Summary Statement

March 31, 2021

Page 2 of 9

Investor ID: TX-01-0463

Carson County
 PO Box 365
 Panhandle, TX 79068

Texas CLASS - (continued)

	Beginning Balance	Contributions	Withdrawals	Income Earned	Income Earned YTD	Average Daily Balance	Month End Balance
TX-01-0463-0005 CARSON COUNTY PRECINCT #4	244,529.07	0.00	0.00	21.74	66.63	244,540.56	244,550.81
TX-01-0463-0006 TXCLASS RESERVE DEBIT FUND	850,451.54	0.00	0.00	75.95	397.32	850,491.69	850,527.49
TOTAL	2,455,546.40	0.00	0.00	219.33	841.56	2,455,662.33	2,455,766.73

Tel: (800) 707-6242

<https://www.texasclass.com/>

CDARS SERVICE - CDARS ACCOUNT TRUL BALANCE (RELATIONSHIP INSITUATION)

48992 - Happy State Bank

Effective Date - 03/31/2021

ACCOUNT ID	ACCOUNT TITLE	ORIGINAL PRINCIPAL AMOUNT	BOOK BALANCE	ANTICIPATED PAYOUT AT MATURITY	EFFECTIVE DATE	MATURITY DATE	TERM, TYPE	ANNUAL INTEREST RATE	RELATIONSHIP ACCOUNT ID	RELATIONSHIP CUSTOMER ID	INTEREST PAYMENT DATE	INTEREST DISBURSEMENT	MATURITY DISBURSEMENT	ACCURED INTEREST	INTEREST PAID YTD	INTEREST PAID LAST YEAR
1023584781	CARSON COUNTY	100,000.00	-	-	02/27/2020	02/25/2021	52-Week Public Fund	1.53905	10006	10006	Month End	Transfer	Reinvestment	277.15	1,557.18	
1023597744	CARSON COUNTY	100,000.00	-	-	03/12/2020	03/11/2021	52-Week Public Fund	1.63316	10006	10006	Month End	Transfer	Reinvestment	346.77	1,482.67	
1023597574	CARSON COUNTY	100,000.00	-	-	03/12/2020	03/11/2021	52-Week Public Fund	1.63316	10006	10006	Month End	Transfer	Reinvestment	346.77	1,482.67	
1023692585	CARSON COUNTY	100,000.00	100,000.00	100,014.14	04/09/2020	04/08/2021	52-Week Public Fund	0.73729	10006	10006	Month End	Transfer	Reinvestment	62.64	539.51	
1024416905	CARSON COUNTY	100,000.00	100,000.00	100,001.23	12/03/2020	12/02/2021	52-Week Public Fund	0.44901	10006	10006	Month End	Transfer	Reinvestment	38.14	35.68	
1023890283	CARSON COUNTY COURTHOUSE SECURITY	30,000.00	30,000.00	30,003.69	06/11/2020	06/10/2021	52-Week Public Fund	0.49876	10006	10006	Month End	Transfer	Reinvestment	12.71	83.64	
1024488448	CARSON COUNTY COURTHOUSE SECURITY	25,000.00	25,000.00	25,000.00	12/31/2020	07/01/2021	26-Week Public Fund	0.38926	10006	10006	Month End	Transfer	Reinvestment	8.27	0.27	
1024595127	CARSON COUNTY DEBT SERVICE	1,000,000.00	1,000,000.00	1,000,191.98	02/18/2021	08/19/2021	26-Week Public Fund	0.38926	10006	10006	Month End	Transfer	Reinvestment	330.66	447.98	
1023829999	CARSON COUNTY GENERAL	200,000.00	-	-	03/19/2020	03/18/2021	52-Week Public Fund	0.73729	10006	10006	Month End	Transfer	Reinvestment	68.69	1,163.85	
1023867725	CARSON COUNTY General	100,000.00	100,000.00	100,002.62	06/04/2020	06/03/2021	52-Week Public Fund	0.47887	10006	10006	Month End	Transfer	Reinvestment	40.68	276.89	
1023870475	CARSON COUNTY General	100,000.00	100,000.00	100,002.63	06/04/2020	06/03/2021	52-Week Public Fund	0.47887	10006	10006	Month End	Transfer	Reinvestment	40.68	276.89	
1023867717	CARSON COUNTY General	100,000.00	100,000.00	100,002.62	06/04/2020	06/03/2021	52-Week Public Fund	0.47887	10006	10006	Month End	Transfer	Reinvestment	40.68	276.89	
1024198673	CARSON COUNTY General	200,000.00	200,000.00	200,036.91	09/17/2020	09/16/2021	52-Week Public Fund	0.44901	10006	10006	Month End	Transfer	Reinvestment	76.29	260.86	
1024937783	CARSON COUNTY GENERAL	300,000.00	300,000.00	300,062.24	11/19/2020	11/18/2021	52-Week Public Fund	0.44401	10006	10006	Month End	Transfer	Reinvestment	113.15	156.94	
1024429555	CARSON COUNTY General	100,000.00	100,000.00	100,001.23	12/03/2020	12/02/2021	52-Week Public Fund	0.44901	10006	10006	Month End	Transfer	Reinvestment	38.14	35.68	
1024428733	CARSON COUNTY General	100,000.00	100,000.00	100,001.23	12/03/2020	12/02/2021	52-Week Public Fund	0.44901	10006	10006	Month End	Transfer	Reinvestment	38.14	35.68	
1024727757	CARSON COUNTY GENERAL	200,000.00	200,000.00	200,033.26	03/18/2021	03/17/2022	52-Week Public Fund	0.37829	10006	10006	Month End	Transfer	Reinvestment	29.10	28.10	
1023792822	CARSON COUNTY GENERAL	500,000.00	-	-	01/02/2020	12/31/2020	52-Week Public Fund	1.69987	10006	10006	Month End	Transfer	Reinvestment	-	8,458.99	
1023487876	CARSON COUNTY GENERAL	100,000.00	100,000.00	-	02/06/2020	02/04/2021	52-Week Public Fund	1.6661	10006	10006	Month End	Transfer	Reinvestment	-	1,507.39	
1023453828	CARSON COUNTY GENERAL	100,000.00	100,000.00	-	02/06/2020	02/04/2021	52-Week Public Fund	1.6661	10006	10006	Month End	Transfer	Reinvestment	-	1,507.39	
1023802346	CARSON COUNTY GENERAL	250,000.00	250,000.00	250,037.73	05/14/2020	05/13/2021	52-Week Public Fund	1.88222	10006	10006	Month End	Transfer	Reinvestment	97.47	283.82	
1023814982	CARSON COUNTY GENERAL	250,000.00	250,000.00	250,037.73	05/14/2020	05/13/2021	52-Week Public Fund	1.88222	10006	10006	Month End	Transfer	Reinvestment	97.47	283.82	
1024550784	CARSON COUNTY GENERAL	300,000.00	300,000.00	300,044.79	01/14/2021	07/15/2021	26-Week Public Fund	0.38926	10006	10006	Month End	Transfer	Reinvestment	59.20	246.40	
1024658194	CARSON COUNTY GENERAL	300,000.00	300,000.00	300,057.60	02/18/2021	08/19/2021	26-Week Public Fund	0.38926	10006	10006	Month End	Transfer	Reinvestment	99.20	134.40	
1024148005	CARSON COUNTY GENERAL	100,000.00	100,000.00	100,001.24	09/03/2020	09/02/2021	52-Week Public Fund	0.45937	10006	10006	Month End	Transfer	Reinvestment	36.56	111.95	
1024428687	CARSON COUNTY GENERAL	100,000.00	100,000.00	100,001.23	12/03/2020	12/02/2021	52-Week Public Fund	0.44901	10006	10006	Month End	Transfer	Reinvestment	38.14	110.73	
1024500043	CARSON COUNTY GENERAL	500,000.00	500,000.00	500,166.53	12/31/2020	12/30/2021	52-Week Public Fund	0.42412	10006	10006	Month End	Transfer	Reinvestment	180.14	522.98	
1024598396	CARSON COUNTY GENERAL	100,000.00	100,000.00	100,002.35	02/04/2021	02/03/2022	52-Week Public Fund	0.42906	10006	10006	Month End	Transfer	Reinvestment	36.45	65.84	
1024662728	CARSON COUNTY GENERAL	100,000.00	100,000.00	100,024.22	02/25/2021	02/24/2022	52-Week Public Fund	0.38426	10006	10006	Month End	Transfer	Reinvestment	32.64	36.85	
1024684429	CARSON COUNTY GENERAL	100,000.00	100,000.00	100,024.22	02/25/2021	02/24/2022	52-Week Public Fund	0.38426	10006	10006	Month End	Transfer	Reinvestment	32.64	36.85	
1024707187	CARSON COUNTY GENERAL	100,000.00	100,000.00	100,009.35	03/11/2021	03/10/2022	52-Week Public Fund	0.37929	10006	10006	Month End	Transfer	Reinvestment	21.83	21.83	
1024707225	CARSON COUNTY GENERAL	100,000.00	100,000.00	100,009.35	03/11/2021	03/10/2022	52-Week Public Fund	0.37929	10006	10006	Month End	Transfer	Reinvestment	21.83	21.83	
1024722437	CARSON COUNTY GENERAL	100,000.00	100,000.00	100,009.35	03/11/2021	03/10/2022	52-Week Public Fund	0.37929	10006	10006	Month End	Transfer	Reinvestment	21.82	21.82	
1023524895	CARSON COUNTY HEALTH CARE	25,000.00	-	-	02/20/2020	02/18/2021	52-Week Public Fund	0.37929	10006	10006	Month End	Transfer	Reinvestment	21.82	61.93	
1023825429	CARSON COUNTY HEALTH CARE	50,000.00	50,000.00	50,012.34	05/21/2020	05/20/2021	52-Week Public Fund	1.88222	10006	10006	Month End	Transfer	Reinvestment	20.13	58.44	
1023890107	CARSON COUNTY HEALTH CARE	25,000.00	25,000.00	25,003.07	06/11/2020	06/10/2021	52-Week Public Fund	0.47387	10006	10006	Month End	Transfer	Reinvestment	10.59	30.75	
1024288931	CARSON COUNTY HEALTH CARE	50,000.00	50,000.00	50,008.00	10/15/2020	10/14/2021	52-Week Public Fund	0.44901	10006	10006	Month End	Transfer	Reinvestment	19.07	55.37	
1024644036	CARSON COUNTY HEALTH CARE	25,000.00	25,000.00	25,004.54	02/18/2021	02/17/2022	52-Week Public Fund	0.41415	10006	10006	Month End	Transfer	Reinvestment	8.80	11.92	
1024028492	CARSON COUNTY JP JUDICIAL TECHNOLOGY	10,000.00	-	-	07/23/2020	01/21/2021	26-Week Public Fund	0.44401	10006	10006	Month End	Transfer	Reinvestment	-	2.43	

Happy State Bank
 Attn: Accounting Dept
 701 S Taylor, LB 120
 Amarillo, TX 79101

003121

Contact Us
 806-373-2265
 accountinggroup@happybank.com



103622-01A
 CARSON COUNTY
 GENERAL FUND
 PO Box 365
 Panhandle, TX 79068-0365

Account
 CARSON COUNTY
 GENERAL FUND

Date
 03/31/2021

Page
 1 of 10

CDARS® Customer Statement

The following information is a summary of activity in your CDARS accounts and the list of FDIC-insured institutions that hold your deposits as of the date indicated. These deposits have been placed by us, as your agent and custodian, in deposit accounts through CDARS.

Summary of Accounts

Account ID	Effective Date	Maturity Date	Interest Rate	Opening Balance	Ending Balance
1024550784	01/14/2021	07/15/2021	0.38926%	\$300,000.00	\$300,000.00
1024658194	02/18/2021	08/19/2021	0.38926%	300,000.00	300,000.00
1023802348	05/14/2020	05/13/2021	0.45894%	250,000.00	250,000.00
1023814982	05/14/2020	05/13/2021	0.45894%	250,000.00	250,000.00
1024148005	09/03/2020	09/02/2021	0.45397%	100,000.00	100,000.00
1024428687	12/03/2020	12/02/2021	0.44901%	100,000.00	100,000.00
1024500043	12/31/2020	12/30/2021	0.42412%	500,000.00	500,000.00
1024598396	02/04/2021	02/03/2022	0.42908%	100,000.00	100,000.00
1024662728	02/25/2021	02/24/2022	0.38426%	100,000.00	100,000.00
1024664429	02/25/2021	02/24/2022	0.38426%	100,000.00	100,000.00
1024707225	03/11/2021	03/10/2022	0.37929%	0.00	100,000.00
1024722437	03/11/2021	03/10/2022	0.37929%	0.00	100,000.00
TOTAL				\$2,100,000.00	\$2,300,000.00

DETAILED ACCOUNT OVERVIEW

Account ID: 1024550784
Account Title: CARSON COUNTY
GENERAL FUND

Account Summary - CD

Product Term	26-Week Public Fund 365 CD	Effective Date	01/14/2021
Interest Rate	0.38926%	Maturity Date	07/15/2021
Account Balance	\$300,000.00	YTD Interest Paid	\$246.40
Annual Percentage Yield	0.39%	Interest Earned Since Last Statement	99.20

CD Issued by

Flushing Bank FDIC Cert. 58564

YTD Interest Paid	\$17.66	02/27/2021	Opening Balance	\$21,500.00
Int Earned Since Last Statement	7.11	03/31/2021	Interest Payment	7.11
		03/31/2021	Interest Payout To Account *****006	(7.11)
		03/31/2021	Ending Balance	21,500.00

TBK Bank, SSB FDIC Cert. 23498

YTD Interest Paid	\$202.04	02/27/2021	Opening Balance	\$246,000.00
Int Earned Since Last Statement	81.34	03/31/2021	Interest Payment	81.34
		03/31/2021	Interest Payout To Account *****006	(81.34)
		03/31/2021	Ending Balance	246,000.00

Western Alliance Bank FDIC Cert. 57512

YTD Interest Paid	\$26.70	02/27/2021	Opening Balance	\$32,500.00
Int Earned Since Last Statement	10.75	03/31/2021	Interest Payment	10.75
		03/31/2021	Interest Payout To Account *****006	(10.75)
		03/31/2021	Ending Balance	32,500.00

DETAILED ACCOUNT OVERVIEW

Account ID: 1024658194
Account Title: CARSON COUNTY
GENERAL FUND

Account Summary - CD

Product Term	26-Week Public Fund 365 CD	Effective Date	02/18/2021
Interest Rate	0.38926%	Maturity Date	08/19/2021
Account Balance	\$300,000.00	YTD Interest Paid	\$134.40
Annual Percentage Yield	0.39%	Interest Earned Since Last Statement	99.20

DETAILED ACCOUNT OVERVIEW

Account ID: 1024658194
Account Title: CARSON COUNTY
GENERAL FUND



CD Issued by

Bank of America, N. A. FDIC Cert. 3510

YTD Interest Paid	\$110.20
Int Earned Since Last Statement	81.34

02/27/2021	Opening Balance	\$246,000.00
03/31/2021	Interest Payment	81.34
03/31/2021	Interest Payout To Account *****006	(81.34)
03/31/2021	Ending Balance	246,000.00

Beneficial State Bank FDIC Cert. 58490

YTD Interest Paid	\$24.20
Int Earned Since Last Statement	17.86

02/27/2021	Opening Balance	\$54,000.00
03/31/2021	Interest Payment	17.86
03/31/2021	Interest Payout To Account *****006	(17.86)
03/31/2021	Ending Balance	54,000.00

DETAILED ACCOUNT OVERVIEW

Account ID: 1023802348
Account Title: CARSON COUNTY
GENERAL FUND

Account Summary - CD

Product Term	52-Week Public Fund 365 CD
Interest Rate	0.45894%
Account Balance	\$250,000.00
Annual Percentage Yield	0.46%

Effective Date	05/14/2020
Maturity Date	05/13/2021
YTD Interest Paid	\$282.97
Interest Earned Since Last Statement	97.47

CD Issued by

Chemung Canal Trust Company FDIC Cert. 597

YTD Interest Paid	\$262.59
Int Earned Since Last Statement	90.45

02/27/2021	Opening Balance	\$232,000.00
03/31/2021	Interest Payment	90.45
03/31/2021	Interest Payout To Account *****006	(90.45)
03/31/2021	Ending Balance	232,000.00

DETAILED ACCOUNT OVERVIEW

Account ID: 1023802348
Account Title: CARSON COUNTY
GENERAL FUND

Pinnacle Bank FDIC Cert. 35583

YTD Interest Paid	\$20.38	02/27/2021	Opening Balance	\$18,000.00
Int Earned Since Last Statement	7.02	03/31/2021	Interest Payment	7.02
		03/31/2021	Interest Payout To Account *****006	(7.02)
		03/31/2021	Ending Balance	18,000.00

DETAILED ACCOUNT OVERVIEW

Account ID: 1023814982
Account Title: CARSON COUNTY
GENERAL FUND

Account Summary - CD

Product Term	52-Week Public Fund 365 CD	Effective Date	05/14/2020
Interest Rate	0.45894%	Maturity Date	05/13/2021
Account Balance	\$250,000.00	YTD Interest Paid	\$282.97
Annual Percentage Yield	0.46%	Interest Earned Since Last Statement	97.47

CD Issued by

Chemung Canal Trust Company FDIC Cert. 597

YTD Interest Paid	\$10.19	02/27/2021	Opening Balance	\$9,000.00
Int Earned Since Last Statement	3.51	03/31/2021	Interest Payment	3.51
		03/31/2021	Interest Payout To Account *****006	(3.51)
		03/31/2021	Ending Balance	9,000.00

United Community Bank FDIC Cert. 16889

YTD Interest Paid	\$272.78	02/27/2021	Opening Balance	\$241,000.00
Int Earned Since Last Statement	93.96	03/31/2021	Interest Payment	93.96
		03/31/2021	Interest Payout To Account *****006	(93.96)
		03/31/2021	Ending Balance	241,000.00

DETAILED ACCOUNT OVERVIEW

Account ID: 1024148005
Account Title: CARSON COUNTY
GENERAL FUND



Account Summary - CD

Product Term	52-Week Public Fund 365 CD
Interest Rate	0.45397%
Account Balance	\$100,000.00
Annual Percentage Yield	0.46%

Effective Date	09/03/2020
Maturity Date	09/02/2021
YTD Interest Paid	\$111.95
Interest Earned Since Last Statement	38.56

CD Issued by

Park National Bank FDIC Cert. 6653

YTD Interest Paid	\$111.95
Int Earned Since Last Statement	38.56

02/27/2021	Opening Balance	\$100,000.00
03/31/2021	Interest Payment	38.56
03/31/2021	Interest Payout To Account *****006	(38.56)
03/31/2021	Ending Balance	100,000.00

DETAILED ACCOUNT OVERVIEW

Account ID: 1024428687
Account Title: CARSON COUNTY
GENERAL FUND

Account Summary - CD

Product Term	52-Week Public Fund 365 CD
Interest Rate	0.44901%
Account Balance	\$100,000.00
Annual Percentage Yield	0.45%

Effective Date	12/03/2020
Maturity Date	12/02/2021
YTD Interest Paid	\$110.73
Interest Earned Since Last Statement	38.14

CD Issued by

CrossFirst Bank FDIC Cert. 58648

YTD Interest Paid	\$68.17
Int Earned Since Last Statement	23.48

02/27/2021	Opening Balance	\$61,551.36
03/31/2021	Interest Payment	23.48
03/31/2021	Interest Payout To Account *****006	(23.48)
03/31/2021	Ending Balance	61,551.36

DETAILED ACCOUNT OVERVIEW

Account ID: 1024428687
Account Title: CARSON COUNTY
GENERAL FUND

Pacific Western Bank FDIC Cert. 24045

YTD Interest Paid	\$17.10
Int Earned Since Last Statement	5.89

02/27/2021	Opening Balance	\$15,448.64
03/31/2021	Interest Payment	5.89
03/31/2021	Interest Payout To Account *****006	(5.89)
03/31/2021	Ending Balance	15,448.64

Pinnacle Bank FDIC Cert. 35583

YTD Interest Paid	\$25.46
Int Earned Since Last Statement	8.77

02/27/2021	Opening Balance	\$23,000.00
03/31/2021	Interest Payment	8.77
03/31/2021	Interest Payout To Account *****006	(8.77)
03/31/2021	Ending Balance	23,000.00

DETAILED ACCOUNT OVERVIEW

Account ID: 1024500043
Account Title: CARSON COUNTY
GENERAL FUND

Account Summary - CD

Product Term	52-Week Public Fund 365 CD
Interest Rate	0.42412%
Account Balance	\$500,000.00
Annual Percentage Yield	0.43%

Effective Date	12/31/2020
Maturity Date	12/30/2021
YTD Interest Paid	\$522.98
Interest Earned Since Last Statement	180.14

CD Issued by

Capitol Federal Savings Bank FDIC Cert. 27981

YTD Interest Paid	\$18.82
Int Earned Since Last Statement	6.48

02/27/2021	Opening Balance	\$18,000.00
03/31/2021	Interest Payment	6.48
03/31/2021	Interest Payout To Account *****006	(6.48)
03/31/2021	Ending Balance	18,000.00

CIT Bank, N.A. FDIC Cert. 58978

YTD Interest Paid	\$252.08
Int Earned Since Last Statement	86.83

02/27/2021	Opening Balance	\$241,000.00
03/31/2021	Interest Payment	86.83
03/31/2021	Interest Payout To Account *****006	(86.83)
03/31/2021	Ending Balance	241,000.00

DETAILED ACCOUNT OVERVIEW

Account ID: 1024500043
Account Title: CARSON COUNTY
GENERAL FUND



Union Bank & Trust FDIC Cert. 13421	
YTD Interest Paid	\$252.08
Int Earned Since Last Statement	86.83

02/27/2021	Opening Balance	\$241,000.00
03/31/2021	Interest Payment	86.83
03/31/2021	Interest Payout To Account *****006	(86.83)
03/31/2021	Ending Balance	241,000.00

DETAILED ACCOUNT OVERVIEW

Account ID: 1024598396
Account Title: CARSON COUNTY
GENERAL FUND

Account Summary - CD

Product Term	52-Week Public Fund 365 CD
Interest Rate	0.42908%
Account Balance	\$100,000.00
Annual Percentage Yield	0.43%

Effective Date	02/04/2021
Maturity Date	02/03/2022
YTD Interest Paid	\$65.84
Interest Earned Since Last Statement	36.45

CD Issued by

Traditional Bank, Inc. FDIC Cert. 2711	
YTD Interest Paid	\$65.84
Int Earned Since Last Statement	36.45

02/27/2021	Opening Balance	\$100,000.00
03/31/2021	Interest Payment	36.45
03/31/2021	Interest Payout To Account *****006	(36.45)
03/31/2021	Ending Balance	100,000.00

DETAILED ACCOUNT OVERVIEW

Account ID: 1024662728
Account Title: CARSON COUNTY
GENERAL FUND

Account Summary - CD

Product Term	52-Week Public Fund 365 CD
Interest Rate	0.38426%
Account Balance	\$100,000.00
Annual Percentage Yield	0.39%

Effective Date	02/25/2021
Maturity Date	02/24/2022
YTD Interest Paid	\$36.85
Interest Earned Since Last Statement	32.64

Date
03/31/2021

Page
8 of 10

DETAILED ACCOUNT OVERVIEW

Account ID: 1024662728
Account Title: CARSON COUNTY
GENERAL FUND

CD Issued by

Waterford Bank, N.A. FDIC Cert. 58433

YTD Interest Paid	\$36.85
Int Earned Since Last Statement	32.64

02/27/2021	Opening Balance	\$100,000.00
03/31/2021	Interest Payment	32.64
03/31/2021	Interest Payout To Account *****006	(32.64)
03/31/2021	Ending Balance	100,000.00

DETAILED ACCOUNT OVERVIEW

Account ID: 1024664429
Account Title: CARSON COUNTY
GENERAL FUND

Account Summary - CD

Product Term	52-Week Public Fund 365 CD
Interest Rate	0.38426%
Account Balance	\$100,000.00
Annual Percentage Yield	0.39%

Effective Date	02/25/2021
Maturity Date	02/24/2022
YTD Interest Paid	\$36.85
Interest Earned Since Last Statement	32.64

CD Issued by

BOKF, National Association FDIC Cert. 4214

YTD Interest Paid	\$21.74
Int Earned Since Last Statement	19.26

02/27/2021	Opening Balance	\$59,000.00
03/31/2021	Interest Payment	19.26
03/31/2021	Interest Payout To Account *****006	(19.26)
03/31/2021	Ending Balance	59,000.00

Western Alliance Bank FDIC Cert. 57512

YTD Interest Paid	\$15.11
Int Earned Since Last Statement	13.38

02/27/2021	Opening Balance	\$41,000.00
03/31/2021	Interest Payment	13.38
03/31/2021	Interest Payout To Account *****006	(13.38)
03/31/2021	Ending Balance	41,000.00

DETAILED ACCOUNT OVERVIEW

Account ID: 1024707225
Account Title: CARSON COUNTY
GENERAL FUND



Account Summary - CD

Product Term	52-Week Public Fund 365 CD
Interest Rate	0.37929%
Account Balance	\$100,000.00
Annual Percentage Yield	0.38%

Effective Date	03/11/2021
Maturity Date	03/10/2022
YTD Interest Paid	\$21.83
Interest Earned Since Last Statement	21.83

CD Issued by

West Bank FDIC Cert. 15614	
YTD Interest Paid	\$21.83
Int Earned Since Last Statement	21.83

03/11/2021	Opening Balance	\$0.00
03/11/2021	Deposit	100,000.00
03/31/2021	Interest Payment	21.83
03/31/2021	Interest Payout To Account *****006	(21.83)
03/31/2021	Ending Balance	100,000.00

DETAILED ACCOUNT OVERVIEW

Account ID: 1024722437
Account Title: CARSON COUNTY
GENERAL FUND

Account Summary - CD

Product Term	52-Week Public Fund 365 CD
Interest Rate	0.37929%
Account Balance	\$100,000.00
Annual Percentage Yield	0.38%

Effective Date	03/11/2021
Maturity Date	03/10/2022
YTD Interest Paid	\$21.82
Interest Earned Since Last Statement	21.82

CD Issued by

Partners Bank FDIC Cert. 15729	
YTD Interest Paid	\$11.91
Int Earned Since Last Statement	11.91

03/11/2021	Opening Balance	\$0.00
03/11/2021	Deposit	54,578.41
03/31/2021	Interest Payment	11.91
03/31/2021	Interest Payout To Account *****006	(11.91)
03/31/2021	Ending Balance	54,578.41

Date
03/31/2021

Page
10 of 10

DETAILED ACCOUNT OVERVIEW

Account ID: 1024722437
Account Title: CARSON COUNTY
GENERAL FUND

Simmons Bank FDIC Cert. 3890

YTD Interest Paid	\$8.40
Int Earned Since Last Statement	8.40

03/11/2021	Opening Balance	\$0.00
03/11/2021	Deposit	38,500.00
03/31/2021	Interest Payment	8.40
03/31/2021	Interest Payout To Account *****006	(8.40)
03/31/2021	Ending Balance	38,500.00

West Bank FDIC Cert. 15614

YTD Interest Paid	\$1.51
Int Earned Since Last Statement	1.51

03/11/2021	Opening Balance	\$0.00
03/11/2021	Deposit	6,921.59
03/31/2021	Interest Payment	1.51
03/31/2021	Interest Payout To Account *****006	(1.51)
03/31/2021	Ending Balance	6,921.59

0000040

Happy State Bank
 Attn: Accounting Dept
 701 S Taylor, LB 120
 Amarillo, TX 79101

003120

Contact Us
 806-373-2265
 accountinggroup@happybank.com



103622-01A
 CARSON COUNTY
 GENERAL
 PO Box 365
 Panhandle, TX 79068-0365

Account
 CARSON COUNTY
 GENERAL

Date
 03/31/2021

Page
 1 of 6

CDARS® Customer Statement

The following information is a summary of activity in your CDARS accounts and the list of FDIC-insured institutions that hold your deposits as of the date indicated. These deposits have been placed by us, as your agent and custodian, in deposit accounts through CDARS.

Summary of Accounts

Account ID	Effective Date	Maturity Date	Interest Rate	Opening Balance	Ending Balance
1023867717	06/04/2020	06/03/2021	0.47887%	\$100,000.00	\$100,000.00
1023867725	06/04/2020	06/03/2021	0.47887%	100,000.00	100,000.00
1023870475	06/04/2020	06/03/2021	0.47887%	100,000.00	100,000.00
1024198673	09/17/2020	09/16/2021	0.44901%	200,000.00	200,000.00
1024391783	11/19/2020	11/18/2021	0.44401%	300,000.00	300,000.00
1024428555	12/03/2020	12/02/2021	0.44901%	100,000.00	100,000.00
1024428733	12/03/2020	12/02/2021	0.44901%	100,000.00	100,000.00
1024727757	03/18/2021	03/17/2022	0.37929%	0.00	200,000.00
TOTAL				\$1,000,000.00	\$1,200,000.00

DETAILED ACCOUNT OVERVIEW

Account ID: 1023867717
Account Title: CARSON COUNTY
GENERAL

Account Summary - CD

Product Term	52-Week Public Fund 365 CD	Effective Date	06/04/2020
Interest Rate	0.47887%	Maturity Date	06/03/2021
Account Balance	\$100,000.00	YTD Interest Paid	\$118.10
Annual Percentage Yield	0.48%	Interest Earned Since Last Statement	40.68

CD Issued by

Bank of China FDIC Cert. 33653

YTD Interest Paid	\$118.10	02/27/2021	Opening Balance	\$100,000.00
Int Earned Since Last Statement	40.68	03/31/2021	Interest Payment	40.68
		03/31/2021	Interest Payout To Account	(40.68)
			*****006	
		03/31/2021	Ending Balance	100,000.00

DETAILED ACCOUNT OVERVIEW

Account ID: 1023867725
Account Title: CARSON COUNTY
GENERAL

Account Summary - CD

Product Term	52-Week Public Fund 365 CD	Effective Date	06/04/2020
Interest Rate	0.47887%	Maturity Date	06/03/2021
Account Balance	\$100,000.00	YTD Interest Paid	\$118.10
Annual Percentage Yield	0.48%	Interest Earned Since Last Statement	40.68

CD Issued by

Bank of China FDIC Cert. 33653

YTD Interest Paid	\$118.10	02/27/2021	Opening Balance	\$100,000.00
Int Earned Since Last Statement	40.68	03/31/2021	Interest Payment	40.68
		03/31/2021	Interest Payout To Account	(40.68)
			*****006	
		03/31/2021	Ending Balance	100,000.00

DETAILED ACCOUNT OVERVIEW

Account ID: 1023870475
Account Title: CARSON COUNTY
GENERAL



Account Summary - CD

Product Term	52-Week Public Fund 365 CD
Interest Rate	0.47887%
Account Balance	\$100,000.00
Annual Percentage Yield	0.48%

Effective Date	06/04/2020
Maturity Date	06/03/2021
YTD Interest Paid	\$118.10
Interest Earned Since Last Statement	40.68

CD Issued by

Bank of China FDIC Cert. 33653

YTD Interest Paid	\$43.11
Int Earned Since Last Statement	14.85

02/27/2021	Opening Balance	\$36,500.00
03/31/2021	Interest Payment	14.85
03/31/2021	Interest Payout To Account *****006	(14.85)
03/31/2021	Ending Balance	36,500.00

Manufacturers Bank FDIC Cert. 18618

YTD Interest Paid	\$74.99
Int Earned Since Last Statement	25.83

02/27/2021	Opening Balance	\$63,500.00
03/31/2021	Interest Payment	25.83
03/31/2021	Interest Payout To Account *****006	(25.83)
03/31/2021	Ending Balance	63,500.00

DETAILED ACCOUNT OVERVIEW

Account ID: 1024198673
Account Title: CARSON COUNTY
GENERAL

Account Summary - CD

Product Term	52-Week Public Fund 365 CD
Interest Rate	0.44901%
Account Balance	\$200,000.00
Annual Percentage Yield	0.45%

Effective Date	09/17/2020
Maturity Date	09/16/2021
YTD Interest Paid	\$221.48
Interest Earned Since Last Statement	76.29

DETAILED ACCOUNT OVERVIEW

Account ID: 1024198673
Account Title: CARSON COUNTY
GENERAL

CD Issued by

Simmons Bank FDIC Cert. 3890

YTD Interest Paid	\$221.48	02/27/2021	Opening Balance	\$200,000.00
Int Earned Since Last Statement	76.29	03/31/2021	Interest Payment	76.29
		03/31/2021	Interest Payout To Account *****006	(76.29)
		03/31/2021	Ending Balance	200,000.00

DETAILED ACCOUNT OVERVIEW

Account ID: 1024391783
Account Title: CARSON COUNTY
GENERAL

Account Summary - CD

Product Term	52-Week Public Fund 365 CD	Effective Date	11/19/2020
Interest Rate	0.44401%	Maturity Date	11/18/2021
Account Balance	\$300,000.00	YTD Interest Paid	\$328.50
Annual Percentage Yield	0.45%	Interest Earned Since Last Statement	113.15

CD Issued by

Regent Bank FDIC Cert. 4160

YTD Interest Paid	\$263.90	02/27/2021	Opening Balance	\$241,000.00
Int Earned Since Last Statement	90.90	03/31/2021	Interest Payment	90.90
		03/31/2021	Interest Payout To Account *****006	(90.90)
		03/31/2021	Ending Balance	241,000.00

Sunrise Banks FDIC Cert. 18561

YTD Interest Paid	\$64.60	02/27/2021	Opening Balance	\$59,000.00
Int Earned Since Last Statement	22.25	03/31/2021	Interest Payment	22.25
		03/31/2021	Interest Payout To Account *****006	(22.25)
		03/31/2021	Ending Balance	59,000.00

DETAILED ACCOUNT OVERVIEW

Account ID: 1024428555
Account Title: CARSON COUNTY
GENERAL



Account Summary - CD

Product Term	52-Week Public Fund 365 CD
Interest Rate	0.44901%
Account Balance	\$100,000.00
Annual Percentage Yield	0.45%

Effective Date	12/03/2020
Maturity Date	12/02/2021
YTD Interest Paid	\$110.73
Interest Earned Since Last Statement	38.14

CD Issued by

Pacific Western Bank FDIC Cert. 24045

YTD Interest Paid	\$110.73
Int Earned Since Last Statement	38.14

02/27/2021	Opening Balance	\$100,000.00
03/31/2021	Interest Payment	38.14
03/31/2021	Interest Payout To Account *****006	(38.14)
03/31/2021	Ending Balance	100,000.00

DETAILED ACCOUNT OVERVIEW

Account ID: 1024428733
Account Title: CARSON COUNTY
GENERAL

Account Summary - CD

Product Term	52-Week Public Fund 365 CD
Interest Rate	0.44901%
Account Balance	\$100,000.00
Annual Percentage Yield	0.45%

Effective Date	12/03/2020
Maturity Date	12/02/2021
YTD Interest Paid	\$110.73
Interest Earned Since Last Statement	38.14

CD Issued by

Pinnacle Bank FDIC Cert. 35583

YTD Interest Paid	\$110.73
Int Earned Since Last Statement	38.14

02/27/2021	Opening Balance	\$100,000.00
03/31/2021	Interest Payment	38.14
03/31/2021	Interest Payout To Account *****006	(38.14)
03/31/2021	Ending Balance	100,000.00

DETAILED ACCOUNT OVERVIEW

Account ID: 1024727757
Account Title: CARSON COUNTY
GENERAL

Account Summary - CD

Product Term	52-Week Public Fund 365 CD	Effective Date	03/18/2021
Interest Rate	0.37929%	Maturity Date	03/17/2022
Account Balance	\$200,000.00	YTD Interest Paid	\$29.10
Annual Percentage Yield	0.38%	Interest Earned Since Last Statement	29.10

CD Issued by

Great Plains State Bank FDIC Cert. 14058

YTD Interest Paid	\$8.58
Int Earned Since Last Statement	8.58

03/18/2021	Opening Balance	\$0.00
03/18/2021	Deposit	59,000.00
03/31/2021	Interest Payment	8.58
03/31/2021	Interest Payout To Account *****006	(8.58)
03/31/2021	Ending Balance	59,000.00

Park National Bank FDIC Cert. 6653

YTD Interest Paid	\$20.52
Int Earned Since Last Statement	20.52

03/18/2021	Opening Balance	\$0.00
03/18/2021	Deposit	141,000.00
03/31/2021	Interest Payment	20.52
03/31/2021	Interest Payout To Account *****006	(20.52)
03/31/2021	Ending Balance	141,000.00

Happy State Bank
Attn: Accounting Dept
701 S Taylor, LB 120
Amarillo, TX 79101

003116

Contact Us
806-373-2265
accountinggroup@happybank.com



103622-01A
CARSON CO
GENERAL FUND
PO Box 365
Panhandle, TX 79068-0365

Account
CARSON COUNTY
GENERAL FUND

Date
03/31/2021

Page
1 of 2

CDARS® Customer Statement

The following information is a summary of activity in your CDARS accounts and the list of FDIC-insured institutions that hold your deposits as of the date indicated. These deposits have been placed by us, as your agent and custodian, in deposit accounts through CDARS.

Summary of Accounts

Account ID	Effective Date	Maturity Date	Interest Rate	Opening Balance	Ending Balance
1024707187	03/11/2021	03/10/2022	0.37929%	\$0.00	\$100,000.00
TOTAL				\$0.00	\$100,000.00

DETAILED ACCOUNT OVERVIEW

Account ID: 1024707187
Account Title: CARSON COUNTY
GENERAL FUND

Account Summary - CD

Product Term	52-Week Public Fund 365 CD	Effective Date	03/11/2021
Interest Rate	0.37929%	Maturity Date	03/10/2022
Account Balance	\$100,000.00	YTD Interest Paid	\$21.83
Annual Percentage Yield	0.38%	Interest Earned Since Last Statement	21.83

CD Issued by

West Bank FDIC Cert. 15614

YTD Interest Paid	\$21.83	03/11/2021	Opening Balance	\$0
Int Earned Since Last Statement	21.83	03/11/2021	Deposit	100,000
		03/31/2021	Interest Payment	21.83
		03/31/2021	Interest Payout To Account	(21.83)
			*****006	
		03/31/2021	Ending Balance	100,000.00

Happy State Bank
Attn: Accounting Dept
701 S Taylor, LB 120
Amarillo, TX 79101

003117

Contact Us
806-373-2265
accountinggroup@happybank.com



103622-01A
CARSON COUNTY
PO Box 365
Panhandle, TX 79068-0365

Account
CARSON COUNTY

Date
03/31/2021

Page
1 of 2

CDARS® Customer Statement

The following information is a summary of activity in your CDARS accounts and the list of FDIC-insured institutions that hold your deposits as of the date indicated. These deposits have been placed by us, as your agent and custodian, in deposit accounts through CDARS.

Summary of Accounts

Account ID	Effective Date	Maturity Date	Interest Rate	Opening Balance	Ending Balance
1023692585	04/09/2020	04/08/2021	0.73729%	\$100,000.00	\$100,000.00
1024416905	12/03/2020	12/02/2021	0.44901%	100,000.00	100,000.00
TOTAL				\$200,000.00	\$200,000.00

0009617

DETAILED ACCOUNT OVERVIEW

Account ID: 1023692585
Account Title: CARSON COUNTY

Account Summary - CD

Product Term	52-Week Public Fund 365 CD	Effective Date	04/09/2020
Interest Rate	0.73729%	Maturity Date	04/08/2021
Account Balance	\$100,000.00	YTD Interest Paid	\$181.86
Annual Percentage Yield	0.74%	Interest Earned Since Last Statement	62.64

CD Issued by

Israel Discount Bank of New York FDIC Cert. 19977

YTD Interest Paid	\$181.86	02/27/2021	Opening Balance	\$100,000.00
Int Earned Since Last Statement	62.64	03/31/2021	Interest Payment	62.64
		03/31/2021	Interest Payout To Account *****006	(62.64)
		03/31/2021	Ending Balance	100,000.00

DETAILED ACCOUNT OVERVIEW

Account ID: 1024416905
Account Title: CARSON COUNTY

Account Summary - CD

Product Term	52-Week Public Fund 365 CD	Effective Date	12/03/2020
Interest Rate	0.44901%	Maturity Date	12/02/2021
Account Balance	\$100,000.00	YTD Interest Paid	\$110.73
Annual Percentage Yield	0.45%	Interest Earned Since Last Statement	38.14

CD Issued by

Pinnacle Bank FDIC Cert. 35583

YTD Interest Paid	\$110.73	02/27/2021	Opening Balance	\$100,000.00
Int Earned Since Last Statement	38.14	03/31/2021	Interest Payment	38.14
		03/31/2021	Interest Payout To Account *****006	(38.14)
		03/31/2021	Ending Balance	100,000.00

GENERAL FUND														
CD/IRA Acct#	Balance	Term	Rate	Class	Accrual	Penalty	Payoff	APY	Type	How	Days Int	Next Int	Months	Maturity
100552	150,000.00	12 Months	.00900	34	92.47	110.98	149,991.51	0.90%	3	Check	3.70	114.58	1	02/21/2022
General Info Original Da.: 02/21/2020 Original Maturit.: 02/21/2021 Last Paid: 03/21/2021 Next Paid: 04/21/2021 Renewal Date: 02/21/2021 Available Balance: 150,000.00 Pay To Account: 0 Hold #: 0 Hold Amt: 0.00 Hold Desc: YTD: 498.50 Last Year: 1,935.48														
Date	TC	PostDate	Desc	Debit	Credit	Balance								
02/21/2020	150				150,000.00	150,000.00								
03/21/2020	150				197.47	150,000.00								
04/21/2020	150				191.10	150,000.00								
05/21/2020	150				197.47	150,000.00								
06/21/2020	150				191.10	150,000.00								
07/21/2020	150				197.47	150,000.00								
08/21/2020	150				197.47	150,000.00								
09/21/2020	150				191.10	150,000.00								
10/21/2020	150				197.47	150,000.00								
11/21/2020	150				191.10	150,000.00								
12/21/2020	150				197.47	150,000.00								
01/21/2021	150				197.47	150,000.00								
02/21/2021	150				191.10	150,000.00								
03/21/2021	111	2/22/2021			103.56	150,000.00								
03/21/2021	150					150,000.00								

GENERAL FUND										
CD/IRA Acct #	Balance	Term	Rate	Class	Accrued	Penalty	Paid	APY	Type	How
100560	150,000.00	12 Months	.00900	34	92.47	110.96	149,931.51	0.90%	3	Check
Daily Int	3.70	Next Int	114.88	Months	02/21/2022	Maturity	02/21/2022			

General Info: Original Da: 02/21/2020 Original Maturl: 02/21/2021 Last Paid: 03/21/2021 Next Paid: 04/21/2021 Renewal Date: 02/21/2021 Available Balance: 150,000.00 Pay To Account: [] Hold #: [] Hold Amt: 0.00 Hold Desc: [] YTD: 498.50 Last Year: 1,936.48

Date	TC	PostDate	Debit	Credit	Balance
02/21/2020	150			150,000.00	150,000.00
03/21/2020	150		184.73		150,000.00
04/21/2020	150		187.47		150,000.00
05/21/2020	150		191.10		150,000.00
06/21/2020	150		197.47		150,000.00
07/21/2020	150		191.10		150,000.00
08/21/2020	150		187.47		150,000.00
09/21/2020	150		187.47		150,000.00
10/21/2020	150		181.10		150,000.00
11/21/2020	150		187.47		150,000.00
12/21/2020	150		187.47		150,000.00
01/21/2021	150		187.47		150,000.00
02/21/2021	150		187.47		150,000.00
03/21/2021	150		187.47		150,000.00
04/21/2021	150		187.47		150,000.00
05/21/2021	150		187.47		150,000.00
06/21/2021	150		187.47		150,000.00
07/21/2021	150		187.47		150,000.00
08/21/2021	150		187.47		150,000.00
09/21/2021	150		187.47		150,000.00
10/21/2021	150		187.47		150,000.00
11/21/2021	150		187.47		150,000.00
12/21/2021	150		187.47		150,000.00
01/21/2022	150		187.47		150,000.00
02/21/2022	150		187.47		150,000.00

Date	TC	PostDate	Debit	Credit	Balance
02/21/2020	150			150,000.00	150,000.00
03/21/2020	150		184.73		150,000.00
04/21/2020	150		187.47		150,000.00
05/21/2020	150		191.10		150,000.00
06/21/2020	150		197.47		150,000.00
07/21/2020	150		191.10		150,000.00
08/21/2020	150		187.47		150,000.00
09/21/2020	150		187.47		150,000.00
10/21/2020	150		181.10		150,000.00
11/21/2020	150		187.47		150,000.00
12/21/2020	150		187.47		150,000.00
01/21/2021	150		187.47		150,000.00
02/21/2021	150		187.47		150,000.00
03/21/2021	150		187.47		150,000.00
04/21/2021	150		187.47		150,000.00
05/21/2021	150		187.47		150,000.00
06/21/2021	150		187.47		150,000.00
07/21/2021	150		187.47		150,000.00
08/21/2021	150		187.47		150,000.00
09/21/2021	150		187.47		150,000.00
10/21/2021	150		187.47		150,000.00
11/21/2021	150		187.47		150,000.00
12/21/2021	150		187.47		150,000.00
01/21/2022	150		187.47		150,000.00
02/21/2022	150		187.47		150,000.00



CARSON COUNTY		GENERAL FUND																											
CD/IRA Acct #	100994	Balance	100,000.00	Term	5 Months	Rate	.00550	Class	13	Accrual	13.56	Penalty	45.21	Payoff	99,968.35	APY	0.55%	Type	3	How	Check	Daily Int	1.51	Next Int	45.21	Months	1	Maturity	05/06/2021
General Info		Original Da..		11/06/2020		Original Maturity		05/06/2021		Last Paid		04/06/2021		Next Paid		05/06/2021		Renewed Date		00/00/0000		Account Balance		100,000.00		Pay To Account #			
Search By Date		From:		11/06/2020		To:		04/06/2021																					
Date	TC	Post Date	Disc	Debit	Credit	Balance																							
1						100,000.00																							
2				45.20		99,954.80																							
3				46.71		99,908.09																							
4				42.19		99,865.90																							
5				46.71		99,819.19																							
6						99,819.19																							
YTD:				182.32																									
Last Year:				45.20																									



Account: **CD Acct # 101001**

CARSON COUNTY **GENERAL FUND**

CDIRA Acct #	Balance	Term	Rate	Class	Accrual	Penalty	Payoff	APY	Type	How	Daily Int	Next Int	Months	Maturity
101001	100,000.00	6 Months	.00550	13	1356	45.21	89,969.35	0.55%	3	Check	1.51	45.21	1	05/06/2021

General Info

From: 11/06/2020 To: 04/06/2021

Date	IC	PostDate	Date	Debit	Credit	Balance
11/06/2020						100,000.00
12/05/2020	150		CC	45.20		99,954.80
01/06/2021	150		CC	46.71		99,898.09
02/06/2021	150		CC	48.71		99,809.38
03/06/2021	150		CC	42.19		99,767.19
04/06/2021	150		CC	46.71		99,720.48

Original Da: 11/06/2020 Original Maturity: 05/06/2021

Last Paid: 04/06/2021 Next Paid: 05/06/2021

Renewal Date: 04/06/2021 Available Balance: 100,000.00

Pay To Account: 0

Hold #: 0 Hold Amt: 0.00

Hold Desc:

YTD: 182.32 Last Year: 45.20

CD Acct # 9000488005960
CARSON COUNTY
 GENERAL FUND
 CD/MRA Acct # 9000488005960
 Balance 200,000.00 Term 12 Months Rate 0.90% Class 34
 Accrued 143.01 Penalty 147.95 Payoff 199,995.06 AFY 0.90% Type 3 How Check
 Date Int 4.93 Next Int 152.86 Months 1 Maturity 09/17/2021

General Info
 Search By Date From: 09/17/2017 To: 03/17/2021

Date	TC	PostDate	Debit	Credit	Balance
08/17/2019	150			305.75	200,000.00
09/17/2019	150			295.89	200,000.00
10/17/2019	150			305.75	200,000.00
11/17/2019	111			01550	200,000.00
12/17/2019	111			01800	200,000.00
01/17/2020	150			295.89	200,000.00
02/17/2020	150			305.75	200,000.00
03/17/2020	150			286.03	200,000.00
04/17/2020	150			305.75	200,000.00
05/17/2020	150			295.89	200,000.00
06/17/2020	150			305.75	200,000.00
07/17/2020	150			305.75	200,000.00
08/17/2020	150			00760	200,000.00
09/17/2020	111			00800	200,000.00
10/17/2020	150			147.95	200,000.00
11/17/2020	150			152.88	200,000.00
12/17/2020	150			147.95	200,000.00
01/17/2021	150			152.88	200,000.00
02/17/2021	150			152.88	200,000.00
03/17/2021	150			198.08	200,000.00

Original Da. 09/17/2007
 Original Maturity 09/17/2008
 Last Paid: 03/17/2021
 Next Paid: 04/17/2021
 Renewal Date: 09/17/2020
 Available Balance: 200,000.00
 Pay To Account: 0
 Hold #: 0
 Hold Amt: 0.00
 Hold Date:
 YTD: 443.84
 Last Year: 3,181.09

GENERAL FUND										
CD/MRA Acct #	Balance	Term	Rate	Class	Accrual	Penalty	Paid	APY	Type	How
9002488005962	200,000.00	12 Months	009000	34	93.70	147.95	198,945.75	0.90%	3	Check

Data	TC	PostDate	Debit	Credit	Balance	Original Dn -	Original Matur.	Last Post	Next Int	Months	Maturity
08/27/2019	150			305.75	200,000.00	09/27/2007	09/27/2008	03/27/2021	152.86	1	09/27/2021
07/27/2019	150			285.89	200,000.00						
08/27/2019	150			305.75	200,000.00						
09/27/2019	150			305.75	200,000.00						
09/27/2019	111			01550	200,000.00						
09/27/2019	111			01800	200,000.00						
10/27/2019	150			285.89	200,000.00						
11/27/2019	150			305.75	200,000.00						
12/27/2019	150			295.89	200,000.00						
01/27/2020	150			305.75	200,000.00						
02/27/2020	150			305.75	200,000.00						
03/27/2020	150			285.03	200,000.00						
04/27/2020	150			305.75	200,000.00						
05/27/2020	150			295.89	200,000.00						
06/27/2020	150			305.75	200,000.00						
07/27/2020	150			285.89	200,000.00						
08/27/2020	150			305.75	200,000.00						
09/27/2020	150			305.75	200,000.00						
09/27/2020	111			00750	200,000.00						
09/27/2020	111			00800	200,000.00						
10/27/2020	150			147.95	200,000.00						
11/27/2020	150			152.88	200,000.00						
12/27/2020	150			147.95	200,000.00						
01/27/2021	150			152.88	200,000.00						
02/27/2021	150			152.88	200,000.00						
03/27/2021	150			138.08	200,000.00						

Original Dn - 09/27/2007
 Original Matur. 09/27/2008
 Last Post 03/27/2021
 Next Post 04/27/2021
 Renewal Date 09/27/2020
 Available Balance: 200,000.00
 Pay To Account 0
 Hold # 0
 Hold Amt 0.00
 Hold Desc
 YTD: 443.84
 Last Year: 3,161.09



CD Acct # 900048806035

GENERAL FUND
 CARSON COUNTY
 CD/MRA Acct# Balance Term Rate Class Accrued Penalty Payoff APY Type New How
 900048806035 200,000.00 12 Months .01550 34 212.33 254.79 199,957.54 1.55% 3 Check

Original Da- 04/21/2009
 Original Matur- 04/21/2010
 Last Paid: 03/21/2021
 Next Paid: 04/21/2021
 Renewal Date: 04/21/2020
 Available Balance: 200,000.00
 Pay To Account: 0
 Hold #: 0
 Hold Amt: 0.00
 Hold Desc: -
 YTD: 764.39
 Last Year: 3,543.05

Date	TC	PostDate	Desc	Debit	Credit	Balance
139	111				01550	200,000.00
140	111	4/22/2019			02200	200,000.00
141	150		CC	361.84	373.70	200,000.00
142	150		CC	361.84	373.70	200,000.00
143	150		CC	373.70	373.70	200,000.00
144	150		CC	373.70	373.70	200,000.00
145	150		CC	361.84	373.70	200,000.00
146	150		CC	373.70	373.70	200,000.00
147	150		CC	361.84	373.70	200,000.00
148	150		CC	373.70	373.70	200,000.00
149	150		CC	349.59	373.70	200,000.00
150	150		CC	373.70	373.70	200,000.00
151	150		CC	349.59	373.70	200,000.00
152	150		CC	373.70	373.70	200,000.00
153	111		CC	01550	01550	200,000.00
154	150		CC	254.80	254.80	200,000.00
155	150		CC	263.29	263.29	200,000.00
156	150		CC	254.80	254.80	200,000.00
157	150		CC	263.29	263.29	200,000.00
158	150		CC	254.80	254.80	200,000.00
159	150		CC	263.29	263.29	200,000.00
160	150		CC	254.80	254.80	200,000.00
161	150		CC	263.29	263.29	200,000.00
162	150		CC	254.80	254.80	200,000.00
163	150		CC	263.29	263.29	200,000.00
164	150		CC	237.81	237.81	200,000.00

ACCOUNT 100 Acct # 9000488006073 **GENERAL FUND**
CARBON COUNTY
CD/MRA Acct # 100,000.00 **Balance** 100,000.00 **Term** 12 Months **Rate** .09900 **Class** 34 **Accrued** 64.11 **Penalty** 73.97 **Payoff** 99,990.14 **APY** 0.90% **Type** 3 **How** Check **Daily Int** 2.47 **Next Int** 76.44 **Months** 1 **Maturity** 11/20/2021

General Info
Search By Date: From: 11/20/2009 To: 03/20/2021

Date	TC	Debit	Credit	Balance
08/20/2019	150		185.85	100,000.00
01/20/2019	150		180.82	100,000.00
08/20/2019	150		185.85	100,000.00
08/20/2018	150		185.85	100,000.00
08/20/2019	150		180.82	100,000.00
11/20/2019	150		186.85	100,000.00
11/20/2019	111		0.1550	100,000.00
11/20/2019	111		0.1800	100,000.00
11/20/2019	111		147.95	100,000.00
12/20/2019	150		152.88	100,000.00
01/20/2020	150		152.88	100,000.00
02/20/2020	150		143.01	100,000.00
03/20/2020	150		152.88	100,000.00
04/20/2020	150		147.95	100,000.00
05/20/2020	150		152.88	100,000.00
06/20/2020	150		147.95	100,000.00
07/20/2020	150		152.88	100,000.00
08/20/2020	150		152.88	100,000.00
09/20/2020	150		147.95	100,000.00
10/20/2020	150		152.88	100,000.00
11/20/2020	150		0.00250	100,000.00
11/20/2020	111		0.00900	100,000.00
11/20/2020	111		73.97	100,000.00
12/20/2020	150		76.44	100,000.00
01/20/2021	150		76.44	100,000.00
02/20/2021	150		69.04	100,000.00
03/20/2021	150			100,000.00

Pay To Account: **Hold #:** 0 **Hold Acct:** 0.00 **Hold Desc:** **YTD:** 221.92 **Last Year:** 1,730.99

GENERAL FUND
CARBON COUNTY
 CD/IRA Acct # 9000489006074 Balance 100,000.00 Term 12 Months Rate .08950 Class 34 Accrued 84.11 Penalty 73.97 Payoff 99,990.14 APY 0.90% Type 3 How Check Daily Int 2.47 Next Int 76.44 Months 1 Maturity 11/20/2021

Search By Date: From: 11/20/2009 To: 03/20/2021

Date	TC	Post Date	Date	Debit	Credit	Balance
09/20/2019	150		09/20/2019	CC	186.85	100,000.00
07/20/2019	150		07/20/2019	CC	180.82	100,000.00
05/20/2019	150		05/20/2019	CC	186.85	100,000.00
03/20/2019	150		03/20/2019	CC	186.85	100,000.00
01/20/2019	150		01/20/2019	CC	180.82	100,000.00
11/20/2018	150		11/20/2018	CC	186.85	100,000.00
09/20/2018	111		09/20/2018	CC	01,950	100,000.00
07/20/2018	111		07/20/2018	CC	06,680	100,000.00
05/20/2018	111		05/20/2018	CC	147.95	100,000.00
03/20/2018	150		03/20/2018	CC	152.88	100,000.00
01/20/2018	150		01/20/2018	CC	153.88	100,000.00
12/20/2017	150		12/20/2017	CC	143.01	100,000.00
10/20/2017	150		10/20/2017	CC	152.88	100,000.00
08/20/2017	150		08/20/2017	CC	152.88	100,000.00
06/20/2017	150		06/20/2017	CC	147.95	100,000.00
04/20/2017	150		04/20/2017	CC	152.88	100,000.00
02/20/2017	150		02/20/2017	CC	152.88	100,000.00
12/20/2016	150		12/20/2016	CC	152.88	100,000.00
10/20/2016	150		10/20/2016	CC	147.95	100,000.00
08/20/2016	150		08/20/2016	CC	152.88	100,000.00
06/20/2016	150		06/20/2016	CC	152.88	100,000.00
04/20/2016	150		04/20/2016	CC	147.95	100,000.00
02/20/2016	150		02/20/2016	CC	152.88	100,000.00
12/20/2015	111		12/20/2015	CC	00,950	100,000.00
10/20/2015	150		10/20/2015	CC	73.97	100,000.00
08/20/2015	150		08/20/2015	CC	76.44	100,000.00
06/20/2015	150		06/20/2015	CC	76.44	100,000.00
04/20/2015	150		04/20/2015	CC	69.04	100,000.00

Original Em. 11/20/2009
 Original Maturity 11/20/2010
 Last Paid 03/20/2021
 Next Paid 04/20/2021
 Renewal Date 11/20/2020
 Available Balance 100,000.00
 Pay To Account 0
 Hold # 0
 Hold Amt 0.00
 Hold Desc
 YTD: 221.92
 Last Year: 1,730.89



GENERAL FUND													
CD/IRA Acct #	Balance	Term	Rate	Class	Account	Penalty	Payoff	APY	Type	How	Daily Int	Months	Maturity
900048006075	100,000.00	12 Months	.00900	34	64.11	73.97	99,999.14	0.90%	3	Check	2.47	76.44	11/20/2021
General Info													
Original On:	11/20/2009												
Original Maturity:	11/20/2010												
Last Paid:	03/20/2021												
Next Paid:	04/20/2021												
Renewal Date:	11/20/2020												
Available Balance:	100,000.00												
Pay To Account:	N												
Hold #:	0												
Hold Amt:	0.00												
Hold Draw:	N												
YTD:	221.92												
Last Year:	1,730.89												
Date	TC	PostDate	Desc	Debit	Credit	Balance							
08/20/2019	150		CC		186.85	100,000.00							
07/20/2019	150		CC		180.82	100,000.00							
06/20/2019	150		CC		186.85	100,000.00							
05/20/2019	150		CC		180.82	100,000.00							
04/20/2019	150		CC		186.85	100,000.00							
03/20/2019	111		CC		0.1550	100,000.00							
02/20/2019	111		CC		0.1800	100,000.00							
01/20/2019	150		CC		147.95	100,000.00							
12/20/2018	150		CC		152.88	100,000.00							
11/20/2018	150		CC		152.88	100,000.00							
10/20/2018	150		CC		143.91	100,000.00							
09/20/2018	150		CC		152.88	100,000.00							
08/20/2018	150		CC		147.95	100,000.00							
07/20/2018	150		CC		152.88	100,000.00							
06/20/2018	150		CC		147.95	100,000.00							
05/20/2018	150		CC		152.88	100,000.00							
04/20/2018	150		CC		147.95	100,000.00							
03/20/2018	150		CC		152.88	100,000.00							
02/20/2018	150		CC		147.95	100,000.00							
01/20/2018	150		CC		152.88	100,000.00							
12/20/2017	150		CC		147.95	100,000.00							
11/20/2017	150		CC		152.88	100,000.00							
10/20/2017	150		CC		147.95	100,000.00							
09/20/2017	150		CC		152.88	100,000.00							
08/20/2017	150		CC		147.95	100,000.00							
07/20/2017	150		CC		152.88	100,000.00							
06/20/2017	150		CC		147.95	100,000.00							
05/20/2017	150		CC		152.88	100,000.00							
04/20/2017	150		CC		147.95	100,000.00							
03/20/2017	150		CC		152.88	100,000.00							
02/20/2017	150		CC		147.95	100,000.00							
01/20/2017	150		CC		152.88	100,000.00							
12/20/2016	150		CC		147.95	100,000.00							
11/20/2016	150		CC		152.88	100,000.00							
10/20/2016	150		CC		147.95	100,000.00							
09/20/2016	150		CC		152.88	100,000.00							
08/20/2016	150		CC		147.95	100,000.00							
07/20/2016	150		CC		152.88	100,000.00							
06/20/2016	150		CC		147.95	100,000.00							
05/20/2016	150		CC		152.88	100,000.00							
04/20/2016	150		CC		147.95	100,000.00							
03/20/2016	150		CC		152.88	100,000.00							
02/20/2016	150		CC		147.95	100,000.00							
01/20/2016	150		CC		152.88	100,000.00							
12/20/2015	150		CC		147.95	100,000.00							
11/20/2015	150		CC		152.88	100,000.00							
10/20/2015	150		CC		147.95	100,000.00							
09/20/2015	150		CC		152.88	100,000.00							
08/20/2015	150		CC		147.95	100,000.00							
07/20/2015	150		CC		152.88	100,000.00							
06/20/2015	150		CC		147.95	100,000.00							
05/20/2015	150		CC		152.88	100,000.00							
04/20/2015	150		CC		147.95	100,000.00							
03/20/2015	150		CC		152.88	100,000.00							
02/20/2015	150		CC		147.95	100,000.00							
01/20/2015	150		CC		152.88	100,000.00							
12/20/2014	150		CC		147.95	100,000.00							
11/20/2014	150		CC		152.88	100,000.00							
10/20/2014	150		CC		147.95	100,000.00							
09/20/2014	150		CC		152.88	100,000.00							
08/20/2014	150		CC		147.95	100,000.00							
07/20/2014	150		CC		152.88	100,000.00							
06/20/2014	150		CC		147.95	100,000.00							
05/20/2014	150		CC		152.88	100,000.00							
04/20/2014	150		CC		147.95	100,000.00							
03/20/2014	150		CC		152.88	100,000.00							
02/20/2014	150		CC		147.95	100,000.00							
01/20/2014	150		CC		152.88	100,000.00							
12/20/2013	150		CC		147.95	100,000.00							
11/20/2013	150		CC		152.88	100,000.00							
10/20/2013	150		CC		147.95	100,000.00							
09/20/2013	150		CC		152.88	100,000.00							
08/20/2013	150		CC		147.95	100,000.00							
07/20/2013	150		CC		152.88	100,000.00							
06/20/2013	150		CC		147.95	100,000.00							
05/20/2013	150		CC		152.88	100,000.00							
04/20/2013	150		CC		147.95	100,000.00							
03/20/2013	150		CC		152.88	100,000.00							
02/20/2013	150		CC		147.95	100,000.00							
01/20/2013	150		CC		152.88	100,000.00							
12/20/2012	150		CC		147.95	100,000.00							
11/20/2012	150		CC		152.88	100,000.00							
10/20/2012	150		CC		147.95	100,000.00							
09/20/2012	150		CC		152.88	100,000.00							
08/20/2012	150		CC		147.95	100,000.00							
07/20/2012	150		CC		152.88	100,000.00							
06/20/2012	150		CC		147.95	100,000.00							
05/20/2012	150		CC		152.88	100,000.00							
04/20/2012	150		CC		147.95	100,000.00							
03/20/2012	150		CC		152.88	100,000.00							
02/20/2012	150		CC		147.95	100,000.00							
01/20/2012	150		CC		152.88	100,000.00							
12/20/2011	150		CC		147.95	100,000.00							
11/20/2011	150		CC		152.88	100,000.00							
10/20/2011	150		CC		147.95	100,000.00							
09/20/2011	150		CC		152.88	100,000.00							
08/20/2011	150		CC		147.95	100,000.00							
07/20/2011	150		CC		152.88	100,000.00							
06/20/2011	150		CC		147.95	100,000.00							
05/20/2011	150		CC		152.88	100,000.00							
04/20/2011	150		CC		147.95	100,000.00							
03/20/2011	150		CC		152.88	100,000.00							
02/20/2011	150		CC		147.95	100,000.00							
01/20/2011	150		CC		152.88	100,000.00							
12/20/2010	150		CC		147.95	100,000.00							
11/20/2010	150		CC		152.88	100,000.00							
10/20/2010	150		CC		147.95	100,000.00							
09/20/2010	150		CC		152.88	100,000.00							
08/20/2010	150		CC		147.95	100,000.00							
07/20/2010	150		CC		152.88	100,000.00							
06/20/2010	150		CC		147.95	100,000.00							
05/20/2010	150		CC		152.88	100,000.00							
04/20/2010	150		CC		147.95	100,000.00							
03/20/2010	150		CC		152.88	100,000.00							
02/20/2010	150		CC		147.95	100,000.00							
01/20/2010	150		CC		152.88	100,000.00							
12/20/2009	150		CC		147.95	100,000.00							
11/20/2009	150		CC		152.88	100,000.00							

GENERAL FUND
 CARSON COUNTY
 CD/IRA Acct# 9000488006234 Balance 100,000.00 Term 12 Months Rate 0.9500 Class 34 Accrual 41.92 Penalty 73.97 Payoff 99,967.95 APY 0.90% Type 3 How Check Daily bal 2.47 Next Pmt 78.44 Month 1 Maturity 01/29/2022

General Info: Original On 01/29/2014 Original Matur'd 01/29/2015
 Last Paid: 03/29/2021 Next Paid: 04/29/2021 Renewal Date: 01/29/2021
 Available Balance: 100,000.00 Pay To Account: 0
 Hold # 0 Hold Amt: 0.00
 Hold Desc:

Date	TC	PostDate	Desc	Debit	Credit	Balance
76	150	06/29/2019		CC	185.85	100,000.00
77	150	07/29/2019		CC	180.82	100,000.00
78	150	08/29/2019		CC	185.85	100,000.00
79	150	09/29/2019		CC	180.82	100,000.00
80	150	10/29/2019		CC	185.85	100,000.00
81	150	11/29/2019		CC	180.82	100,000.00
82	150	12/29/2019		CC	185.85	100,000.00
83	150	01/29/2020		CC	01,950.00	100,000.00
84	111	01/29/2020		CC	01,800.00	100,000.00
85	111	01/29/2020		CC	152.88	100,000.00
86	150	02/29/2020		CC	152.88	100,000.00
87	150	03/29/2020		CC	143.01	100,000.00
88	150	04/29/2020		CC	152.88	100,000.00
89	150	05/29/2020		CC	147.95	100,000.00
90	150	06/29/2020		CC	152.88	100,000.00
91	150	07/29/2020		CC	147.95	100,000.00
92	150	08/29/2020		CC	152.88	100,000.00
93	150	09/29/2020		CC	147.95	100,000.00
94	150	10/29/2020		CC	152.88	100,000.00
95	150	11/29/2020		CC	147.95	100,000.00
96	150	12/29/2020		CC	152.88	100,000.00
97	150	01/29/2021		CC	807.50	100,000.00
98	111	01/29/2021		CC	807.50	100,000.00
99	111	01/29/2021		CC	73.97	100,000.00
100	150	02/28/2021		CC	71.5%	100,000.00
101	150	03/29/2021		CC		100,000.00



CD Acct # 9000488006385

GENERAL FUND

CARSON COUNTY

CDJIRA Acct # Balance Term Rate Class Accrual Penalty Payoff APY Type How

9000488006385 100,000.00 12 Months .00900 34 54.25 79.97 99,980.28 0.90% 3 Check

Daily Int 2.47 Next Int 76.44 Months 1 Maturity 11/24/2021

Original Ds- 11/24/2017
 Original Matur- 11/24/2018
 Last Paid: 03/24/2021
 Next Paid: 04/24/2021
 Receival Date: 11/24/2020
 Available Balance: 100,000.00

Pay To Account #

Hold # 0
 Hold Amt: 0.00
 Hold Desc:

YTD: 221.92
 Last Year: 1,500.80

Date	TC	PosiDate	Debit	Credit	Balance
05/24/2019	150			180.82	100,000.00
06/24/2019	150			185.85	100,000.00
07/24/2019	150			188.85	100,000.00
08/24/2019	150			188.85	100,000.00
09/24/2019	150			180.82	100,000.00
10/24/2019	150			186.85	100,000.00
11/24/2019	111			01550	100,000.00
12/24/2019	150			127.40	100,000.00
01/24/2020	150			131.64	100,000.00
02/24/2020	150			123.15	100,000.00
03/24/2020	150			131.64	100,000.00
04/24/2020	150			127.40	100,000.00
05/24/2020	150			131.64	100,000.00
06/24/2020	150			127.40	100,000.00
07/24/2020	150			131.64	100,000.00
08/24/2020	150			131.64	100,000.00
09/24/2020	150			127.40	100,000.00
10/24/2020	150			131.64	100,000.00
11/24/2020	111			00750	100,000.00
12/24/2020	150			00900	100,000.00
01/24/2021	150			73.97	100,000.00
02/24/2021	150			76.44	100,000.00
03/24/2021	150			76.44	100,000.00
04/24/2021	150			89.04	100,000.00

TexPool Participant Services
 1001 Texas Avenue, Suite 1150
 Houston, TX 77002



Participant Statement

CARSON COUNTY
 GENERAL FUND
 ATTN DENISE SALZBRENNER
 PO BOX 365
 PANHANDLE TX 79068-0365

Statement Period **03/01/2021 - 03/31/2021**

Page 1 of 2

Customer Service **1-866-TEX-POOL**
 Location ID **000077244**
 Investor ID **000004451**

TexPool Update

It's spring cleaning time! Review a current listing of your authorized representatives and contact information by requesting an Account Information Report from TexConnect or the TexPool Participant Services team. Submit any changes on the proper maintenance form, found under Account Documents.

TexPool Summary

Pool Name	Beginning Balance	Total Deposits	Total Withdrawals	Total Interest	Current Balance	Average Balance
Texas Local Government Investment Pool	\$429,638.51	\$200,000.00	\$226,642.51	\$7.96	\$403,003.96	\$512,226.43
Total Dollar Value	\$429,638.51	\$200,000.00	\$226,642.51	\$7.96	\$403,003.96	

Portfolio Value

Pool Name	Pool/Account	Market Value (03/01/2021)	Share Price (03/31/2021)	Shares Owned (03/31/2021)	Market Value (03/31/2021)
Texas Local Government Investment Pool	449/330100001	\$429,638.51	\$1.00	403,003.960	\$403,003.96
Total Dollar Value		\$429,638.51			\$403,003.96

Interest Summary

Pool Name	Pool/Account	Month-to-Date Interest	Year-to-Date Interest
Texas Local Government Investment Pool	449/330100001	\$7.96	\$66.58
Total		\$7.96	\$66.58




Transaction Detail

Texas Local Government Investment Pool

Participant: CARSON COUNTY

Pool/Account: 449/330100001

Transaction Date	Settlement Date	Transaction Description	Transaction Dollar Amount	Share Price	Shares This Transaction	Shares Owned
03/01/2021	03/01/2021	BEGINNING BALANCE	\$429,638.51	\$1.00		429,638.510
03/09/2021	03/10/2021	ACH DEPOSIT	\$200,000.00	\$1.00	200,000.000	629,638.510
03/23/2021	03/23/2021	WITHDRAWAL	\$145,220.80-	\$1.00	145,220.800-	484,417.710
03/23/2021	03/23/2021	WITHDRAWAL	\$81,421.71-	\$1.00	81,421.710-	402,996.000
03/31/2021	03/31/2021	MONTHLY POSTING	\$7.96	\$1.00	7.960	403,003.960
Account Value as of 03/31/2021			\$403,003.96	\$1.00		403,003.960



Account History Report



Deposit Reports	Withdrawal Report Scheduler	Transfer Report Access	Multi Transaction Statements Help / Contact Us	Vendor Payment Inquiry Update Profile	Maintenance Change Location Logout
------------------------	------------------------------------	-------------------------------	---	--	---

Account History Report

ACCOUNT HISTORY REPORT
Generated: 04/15/2021 11:49 AM ET

Location: 77244
Acct Nbr: 330100001
Acct Name: GENERAL FUND
Location Name: CARSON COUNTY
Pool Name: TexPool
Pool Nbr: 449

Settle Date	Transaction Date	Price	Dollar Amt	Account Balance	Transaction Description
03/31/2021	03/31/2021	\$1.00	\$7.96	\$403,003.96	MONTHLY POSTING
03/23/2021	03/23/2021	\$1.00	-\$81,421.71	\$402,996.80	WITHDRAWAL
03/23/2021	03/23/2021	\$1.00	-\$145,220.80	\$484,417.71	WITHDRAWAL
03/10/2021	03/09/2021	\$1.00	\$200,000.00	\$629,638.51	ACH DEPOSIT
02/26/2021	02/26/2021	\$1.00	\$17.79	\$429,638.51	MONTHLY POSTING
02/23/2021	02/23/2021	\$1.00	-\$129,644.98	\$429,620.72	WITHDRAWAL
02/19/2021	02/19/2021	\$1.00	-\$78,049.28	\$559,265.70	WITHDRAWAL
02/19/2021	02/19/2021	\$1.00	-\$148,656.57	\$637,314.98	WITHDRAWAL
02/11/2021	02/10/2021	\$1.00	\$400,000.00	\$777,971.55	ACH DEPOSIT
01/29/2021	01/29/2021	\$1.00	\$48.83	\$377,971.55	MONTHLY POSTING
01/25/2021	01/25/2021	\$1.00	-\$150,092.45	\$377,930.72	WITHDRAWAL
01/22/2021	01/22/2021	\$1.00	-\$81,076.49	\$528,023.17	WITHDRAWAL
01/22/2021	01/22/2021	\$1.00	-\$145,568.15	\$609,099.66	WITHDRAWAL
01/07/2021	01/07/2021	\$1.00	\$250,000.00	\$754,667.81	ACH DEPOSIT
12/31/2020	12/31/2020	\$1.00	\$28.56	\$504,667.81	MONTHLY POSTING
12/21/2020	12/18/2020	\$1.00	\$200,000.00	\$504,639.25	ACH DEPOSIT
11/30/2020	11/30/2020	\$1.00	\$41.55	\$304,639.25	MONTHLY POSTING
11/25/2020	11/25/2020	\$1.00	-\$77,370.98	\$304,597.70	WITHDRAWAL
11/25/2020	11/25/2020	\$1.00	-\$142,097.38	\$381,968.68	WITHDRAWAL
11/05/2020	11/04/2020	\$1.00	\$500,000.00	\$524,066.06	ACH DEPOSIT
10/30/2020	10/30/2020	\$1.00	\$45.41	\$24,066.06	MONTHLY POSTING
10/26/2020	10/26/2020	\$1.00	-\$268,475.06	\$24,020.65	WITHDRAWAL
10/23/2020	10/23/2020	\$1.00	-\$78,844.77	\$292,495.71	WITHDRAWAL
10/23/2020	10/23/2020	\$1.00	-\$140,558.80	\$371,340.48	WITHDRAWAL
09/30/2020	09/30/2020	\$1.00	\$61.99	\$511,899.28	MONTHLY POSTING
09/01/2020	08/31/2020	\$1.00	\$400,000.00	\$511,837.29	ACH DEPOSIT
08/31/2020	08/31/2020	\$1.00	\$16.79	\$111,837.29	MONTHLY POSTING
07/31/2020	07/31/2020	\$1.00	\$23.65	\$111,820.50	MONTHLY POSTING
07/23/2020	07/23/2020	\$1.00	-\$74,571.80	\$111,796.85	WITHDRAWAL
07/23/2020	07/23/2020	\$1.00	-\$136,028.62	\$186,368.65	WITHDRAWAL
07/14/2020	07/14/2020	\$1.00	\$300,000.00	\$322,397.27	TRANSFER DEPOSIT
06/30/2020	06/30/2020	\$1.00	\$3.97	\$22,397.27	MONTHLY POSTING
05/29/2020	05/29/2020	\$1.00	\$39.07	\$22,393.30	MONTHLY POSTING
05/22/2020	05/22/2020	\$1.00	-\$103,090.17	\$22,354.23	WITHDRAWAL
05/20/2020	05/20/2020	\$1.00	-\$73,155.49	\$125,444.40	WITHDRAWAL
05/20/2020	05/20/2020	\$1.00	-\$132,530.47	\$198,599.89	WITHDRAWAL
05/13/2020	05/12/2020	\$1.00	\$140,000.00	\$331,130.36	ACH DEPOSIT
04/30/2020	04/30/2020	\$1.00	\$110.04	\$191,130.36	MONTHLY POSTING
04/27/2020	04/27/2020	\$1.00	-\$115,372.09	\$191,020.32	WITHDRAWAL
03/31/2020	03/31/2020	\$1.00	\$417.45	\$306,392.41	MONTHLY POSTING
03/11/2020	03/11/2020	\$1.00	-\$400,000.00	\$305,974.96	WITHDRAWAL
02/28/2020	02/28/2020	\$1.00	\$856.39	\$705,974.96	MONTHLY POSTING
02/05/2020	02/04/2020	\$1.00	\$200,000.00	\$705,118.57	ACH DEPOSIT
01/31/2020	01/31/2020	\$1.00	\$682.30	\$505,118.57	MONTHLY POSTING
12/31/2019	12/31/2019	\$1.00	\$694.22	\$504,436.27	MONTHLY POSTING
11/29/2019	11/29/2019	\$1.00	\$461.27	\$503,742.05	MONTHLY POSTING
11/12/2019	11/08/2019	\$1.00	\$500,000.00	\$503,280.78	ACH DEPOSIT
10/31/2019	10/31/2019	\$1.00	\$5.30	\$3,280.78	MONTHLY POSTING
09/30/2019	09/30/2019	\$1.00	\$5.79	\$3,275.48	MONTHLY POSTING
08/30/2019	08/30/2019	\$1.00	\$253.34	\$3,269.69	MONTHLY POSTING
08/27/2019	08/27/2019	\$1.00	-\$20,419.79	\$3,016.35	WITHDRAWAL
08/27/2019	08/27/2019	\$1.00	-\$139,580.21	\$23,436.14	WITHDRAWAL
07/31/2019	07/31/2019	\$1.00	\$433.94	\$163,016.35	MONTHLY POSTING
07/23/2019	07/23/2019	\$1.00	-\$99,767.36	\$162,582.41	WITHDRAWAL
07/09/2019	07/08/2019	\$1.00	\$75,000.00	\$262,349.77	ACH DEPOSIT
06/28/2019	06/28/2019	\$1.00	\$852.88	\$187,349.77	MONTHLY POSTING
06/25/2019	06/25/2019	\$1.00	-\$75,773.48	\$186,496.89	WITHDRAWAL
06/25/2019	06/25/2019	\$1.00	-\$139,315.66	\$262,270.37	WITHDRAWAL
06/25/2019	06/25/2019	\$1.00	-\$97,404.28	\$401,586.03	WITHDRAWAL

The objective of TexPool [PRIME] is to maintain a stable \$1.00 price. However, the \$1.00 price is not guaranteed or insured by the State of Texas or any other governmental entity. You should read the TexPool [PRIME] Investment Policy and Information Statement before making an investment in TexPool [PRIME].

TexPool Participant Services
 1001 Texas Avenue, Suite 1150
 Houston, TX 77002



Participant Statement

CARSON COUNTY
 DEBT SERVICE FUND
 ATTN DENISE SALZBRENNER
 PO BOX 365
 PANHANDLE TX 79068-0365

Statement Period **03/01/2021 - 03/31/2021**

Page 1 of 2

Customer Service **1-866-TEX-POOL**
 Location ID **000077244**
 Investor ID **000023803**

TexPool Update

It's spring cleaning time! Review a current listing of your authorized representatives and contact information by requesting an Account Information Report from TexConnect or the TexPool Participant Services team. Submit any changes on the proper maintenance form, found under Account Documents.

TexPool Summary

Pool Name	Beginning Balance	Total Deposits	Total Withdrawals	Total Interest	Current Balance	Average Balance
Texas Local Government Investment Pool	\$75,672.51	\$40,000.00	\$0.00	\$1.64	\$115,674.15	\$105,349.98
Total Dollar Value	\$75,672.51	\$40,000.00	\$0.00	\$1.64	\$115,674.15	

Portfolio Value

Pool Name	Pool/Account	Market Value (03/01/2021)	Share Price (03/31/2021)	Shares Owned (03/31/2021)	Market Value (03/31/2021)
Texas Local Government Investment Pool	449/330100006	\$75,672.51	\$1.00	115,674.150	\$115,674.15
Total Dollar Value		\$75,672.51			\$115,674.15

Interest Summary

Pool Name	Pool/Account	Month-to-Date Interest	Year-to-Date Interest
Texas Local Government Investment Pool	449/330100006	\$1.64	\$14.97
Total		\$1.64	\$14.97



Transaction Detail


Texas Local Government Investment Pool

Participant: CARSON COUNTY

Pool/ Account: 449/330100006

Transaction Date	Settlement Date	Transaction Description	Transaction Dollar Amount	Share Price	Shares This Transaction	Shares Owned
03/01/2021	03/01/2021	BEGINNING BALANCE	\$75,672.51	\$1.00		75,672.510
03/09/2021	03/10/2021	ACH DEPOSIT	\$40,000.00	\$1.00	40,000.000	115,672.510
03/31/2021	03/31/2021	MONTHLY POSTING	\$1.64	\$1.00	1.640	115,674.150
Account Value as of 03/31/2021			\$115,674.15	\$1.00		115,674.150





Account History Report

TEXPOOL

Deposit	Withdrawal	Transfer	Multi Transaction	Vendor Payment	Maintenance
Reports	Report Scheduler	Report Access	Statements	Inquiry	Change Location
			Help / Contact Us	Update Profile	Logout

Account History Report

ACCOUNT HISTORY REPORT
Generated: 04/16/2021 10:31 AM ET

Location: 77244
Acct Nbr: 330100006
Acct Name: DEBT SERVICE FUND
Location Name: CARSON COUNTY
Pool Name: TexPool
Pool Nbr: 449

Settle Date	Transaction Date	Price	Dollar Amt	Account Balance	Transaction Description
03/31/2021	03/31/2021	\$1.00	\$1.64	\$115,674.15	MONTHLY POSTING
03/10/2021	03/09/2021	\$1.00	\$40,000.00	\$115,672.51	ACH DEPOSIT
02/26/2021	02/26/2021	\$1.00	\$1.96	\$75,672.51	MONTHLY POSTING
02/11/2021	02/10/2021	\$1.00	\$35,000.00	\$75,670.55	ACH DEPOSIT
01/29/2021	01/29/2021	\$1.00	\$11.37	\$40,670.55	MONTHLY POSTING
01/27/2021	01/27/2021	\$1.00	-\$100.00	\$40,659.18	WITHDRAWAL
01/27/2021	01/27/2021	\$1.00	-\$151,458.48	\$40,759.18	WITHDRAWAL
01/07/2021	01/07/2021	\$1.00	\$20,000.00	\$192,217.66	ACH DEPOSIT
12/31/2020	12/31/2020	\$1.00	\$9.62	\$172,217.66	MONTHLY POSTING
12/15/2020	12/14/2020	\$1.00	\$100,000.00	\$172,208.04	ACH DEPOSIT
11/30/2020	11/30/2020	\$1.00	\$6.23	\$72,208.04	MONTHLY POSTING
11/05/2020	11/04/2020	\$1.00	\$70,000.00	\$72,201.81	ACH DEPOSIT
10/30/2020	10/30/2020	\$1.00	\$0.31	\$2,201.81	MONTHLY POSTING
09/30/2020	09/30/2020	\$1.00	\$0.30	\$2,201.50	MONTHLY POSTING
08/31/2020	08/31/2020	\$1.00	\$92.80	\$2,201.20	MONTHLY POSTING
08/26/2020	08/26/2020	\$1.00	-\$1,319.57	\$2,108.40	WITHDRAWAL
08/26/2020	08/26/2020	\$1.00	-\$1,648,680.43	\$3,427.97	WITHDRAWAL
08/17/2020	08/14/2020	\$1.00	\$1,390,000.00	\$1,652,108.40	ACH DEPOSIT
07/31/2020	07/31/2020	\$1.00	\$59.22	\$262,108.40	MONTHLY POSTING
07/28/2020	07/28/2020	\$1.00	-\$3,000.00	\$262,049.18	WITHDRAWAL
07/28/2020	07/28/2020	\$1.00	-\$85,626.99	\$265,049.18	WITHDRAWAL
07/28/2020	07/28/2020	\$1.00	\$10,000.00	\$350,676.17	ACH DEPOSIT
07/16/2020	07/15/2020	\$1.00	\$60.57	\$340,676.17	MONTHLY POSTING
06/30/2020	06/30/2020	\$1.00	\$76.04	\$340,539.56	ACH DEPOSIT
05/29/2020	05/29/2020	\$1.00	\$16,000.00	\$324,539.56	MONTHLY POSTING
05/13/2020	05/12/2020	\$1.00	\$121.42	\$324,418.14	MONTHLY POSTING
04/30/2020	04/30/2020	\$1.00	\$248.50	\$324,169.64	ACH DEPOSIT
03/31/2020	03/31/2020	\$1.00	\$60,000.00	\$264,169.64	MONTHLY POSTING
02/28/2020	02/28/2020	\$1.00	\$275.31	\$263,894.33	ACH DEPOSIT
02/14/2020	02/13/2020	\$1.00	\$100,000.00	\$163,894.33	ACH DEPOSIT
02/05/2020	02/04/2020	\$1.00	\$9,000.00	\$154,894.33	MONTHLY POSTING
01/31/2020	01/31/2020	\$1.00	\$308.20	\$154,586.13	WITHDRAWAL
01/09/2020	01/09/2020	\$1.00	-\$281,649.09	\$436,235.22	MONTHLY POSTING
12/31/2019	12/31/2019	\$1.00	\$600.32	\$435,634.90	MONTHLY POSTING
11/29/2019	11/29/2019	\$1.00	\$511.53	\$435,123.37	ACH DEPOSIT
11/12/2019	11/08/2019	\$1.00	\$190,000.00	\$245,123.37	MONTHLY POSTING
10/31/2019	10/31/2019	\$1.00	\$397.27	\$244,726.10	MONTHLY POSTING
09/30/2019	09/30/2019	\$1.00	\$434.38	\$244,291.72	MONTHLY POSTING
08/30/2019	08/30/2019	\$1.00	\$449.73	\$243,841.99	MONTHLY POSTING
07/31/2019	07/31/2019	\$1.00	\$623.44	\$243,218.55	WITHDRAWAL
07/23/2019	07/23/2019	\$1.00	-\$90,000.00	\$333,218.55	MONTHLY POSTING
06/28/2019	06/28/2019	\$1.00	\$650.88		

The objective of TexPool [PRIME] is to maintain a stable \$1.00 price. However, the \$1.00 price is not guaranteed or insured by the State of Texas or any other governmental entity. You should read the TexPool [PRIME] Investment Policy and Information Statement before making an investment in TexPool [PRIME].

TexPool Participant Services
 1001 Texas Avenue, Suite 1150
 Houston, TX 77002



Participant Statement

CARSON COUNTY
 PRECINT 1
 ATTN DENISE SALZBRENNER
 PO BOX 365
 PANHANDLE TX 79068-0365

Statement Period **03/01/2021 - 03/31/2021**

Page 1 of 2

Customer Service **1-866-TEX-POOL**
 Location ID **000077244**
 Investor ID **000016666**

TexPool Update

It's spring cleaning time! Review a current listing of your authorized representatives and contact information by requesting an Account Information Report from TexConnect or the TexPool Participant Services team. Submit any changes on the proper maintenance form, found under Account Documents.

TexPool Summary

Pool Name	Beginning Balance	Total Deposits	Total Withdrawals	Total Interest	Current Balance	Average Balance
Texas Local Government Investment Pool	\$138,651.90	\$40,000.00	\$21,756.38	\$2.50	\$156,898.02	\$160,880.07
Total Dollar Value	\$138,651.90	\$40,000.00	\$21,756.38	\$2.50	\$156,898.02	

Portfolio Value

Pool Name	Pool/Account	Market Value (03/01/2021)	Share Price (03/31/2021)	Shares Owned (03/31/2021)	Market Value (03/31/2021)
Texas Local Government Investment Pool	449/330100005	\$138,651.90	\$1.00	156,898.020	\$156,898.02
Total Dollar Value		\$138,651.90			\$156,898.02

Interest Summary

Pool Name	Pool/Account	Month-to-Date Interest	Year-to-Date Interest
Texas Local Government Investment Pool	449/330100005	\$2.50	\$22.02
Total		\$2.50	\$22.02



Transaction Detail

Texas Local Government Investment Pool

Participant: CARSON COUNTY

Pool/Account: 449/330100005

Transaction Date	Settlement Date	Transaction Description	Transaction Dollar Amount	Share Price	Shares This Transaction	Shares Owned
03/01/2021	03/01/2021	BEGINNING BALANCE	\$138,651.90	\$1.00		138,651.900
03/09/2021	03/09/2021	WITHDRAWAL	\$2,508.69-	\$1.00	-2,508.690-	136,143.210
03/09/2021	03/10/2021	ACH DEPOSIT	\$40,000.00	\$1.00	40,000.000	176,143.210
03/23/2021	03/23/2021	WITHDRAWAL	\$4,866.07-	\$1.00	4,866.070-	171,277.140
03/23/2021	03/23/2021	WITHDRAWAL	\$8,797.00-	\$1.00	8,797.000-	162,480.140
03/23/2021	03/23/2021	WITHDRAWAL	\$5,584.62-	\$1.00	5,584.620-	156,895.520
03/31/2021	03/31/2021	MONTHLY POSTING	\$2.50	\$1.00	2.500	156,898.020
Account Value as of 03/31/2021			\$156,898.02	\$1.00		156,898.020

Account History Report



Deposit Reports	Withdrawal Report Scheduler	Transfer Report Access	Multi Transaction Statements Help / Contact Us	Vendor Payment Inquiry Update Profile	Maintenance Change Location Logout
------------------------	------------------------------------	-------------------------------	---	--	---

Account History Report

ACCOUNT HISTORY REPORT
Generated: 04/15/2021 11:50 AM ET

Location: 77244
Acct Nbr: 330100005
Acct Name: PRECINT 1
Location Name: CARSON COUNTY
Pool Name: TexPool
Pool Nbr: 449

Settle Date	Transaction Date	Price	Dollar Amt	Account Balance	Transaction Description
04/13/2021	04/13/2021	\$1.00	-\$8,070.06	\$148,827.96	WITHDRAWAL
03/31/2021	03/31/2021	\$1.00	\$2.50	\$156,898.02	MONTHLY POSTING
03/23/2021	03/23/2021	\$1.00	-\$5,584.62	\$156,895.52	WITHDRAWAL
03/23/2021	03/23/2021	\$1.00	-\$8,797.00	\$162,488.14	WITHDRAWAL
03/23/2021	03/23/2021	\$1.00	-\$4,866.07	\$171,277.14	WITHDRAWAL
03/16/2021	03/09/2021	\$1.00	\$40,000.00	\$176,143.21	ACH DEPOSIT
03/09/2021	03/09/2021	\$1.00	-\$2,508.69	\$136,143.21	WITHDRAWAL
02/26/2021	02/26/2021	\$1.00	\$6.21	\$138,651.90	MONTHLY POSTING
02/23/2021	02/23/2021	\$1.00	-\$61,301.00	\$138,645.69	WITHDRAWAL
02/19/2021	02/19/2021	\$1.00	-\$5,807.24	\$199,947.49	WITHDRAWAL
02/19/2021	02/19/2021	\$1.00	-\$9,510.43	\$205,754.73	WITHDRAWAL
02/11/2021	02/10/2021	\$1.00	\$40,000.00	\$215,265.16	ACH DEPOSIT
02/09/2021	02/09/2021	\$1.00	-\$2,830.29	\$175,265.16	WITHDRAWAL
01/29/2021	01/29/2021	\$1.00	\$13.31	\$178,095.45	MONTHLY POSTING
01/25/2021	01/25/2021	\$1.00	-\$5,297.27	\$178,082.14	WITHDRAWAL
01/22/2021	01/22/2021	\$1.00	-\$7,628.11	\$183,379.41	WITHDRAWAL
01/21/2021	01/21/2021	\$1.00	-\$12,455.13	\$191,007.52	WITHDRAWAL
01/12/2021	01/12/2021	\$1.00	-\$1,504.11	\$203,462.65	WITHDRAWAL
12/31/2020	12/31/2020	\$1.00	\$14.82	\$204,966.76	MONTHLY POSTING
12/29/2020	12/29/2020	\$1.00	-\$3,239.34	\$204,951.94	WITHDRAWAL
12/18/2020	12/18/2020	\$1.00	-\$4,974.16	\$208,151.28	WITHDRAWAL
12/18/2020	12/18/2020	\$1.00	-\$7,952.04	\$213,165.44	WITHDRAWAL
12/15/2020	12/14/2020	\$1.00	\$50,000.00	\$221,117.48	ACH DEPOSIT
12/14/2020	12/14/2020	\$1.00	-\$1,289.41	\$171,117.48	WITHDRAWAL
11/30/2020	11/30/2020	\$1.00	\$18.14	\$172,406.89	MONTHLY POSTING
11/25/2020	11/25/2020	\$1.00	-\$5,309.33	\$172,388.75	WITHDRAWAL
11/25/2020	11/25/2020	\$1.00	-\$8,507.05	\$177,698.08	WITHDRAWAL
11/23/2020	11/23/2020	\$1.00	-\$6,451.14	\$186,205.13	WITHDRAWAL
11/10/2020	11/10/2020	\$1.00	-\$2,264.45	\$192,656.27	WITHDRAWAL
11/05/2020	11/04/2020	\$1.00	\$70,000.00	\$194,920.72	ACH DEPOSIT
10/30/2020	10/30/2020	\$1.00	\$15.97	\$124,920.72	MONTHLY POSTING
10/26/2020	10/26/2020	\$1.00	-\$6,172.18	\$124,904.75	WITHDRAWAL
10/23/2020	10/23/2020	\$1.00	-\$5,268.73	\$131,076.93	WITHDRAWAL
10/23/2020	10/23/2020	\$1.00	-\$8,447.82	\$136,345.66	WITHDRAWAL
10/13/2020	10/13/2020	\$1.00	-\$2,627.94	\$144,793.48	WITHDRAWAL
09/30/2020	09/30/2020	\$1.00	\$19.88	\$147,421.42	MONTHLY POSTING
09/28/2020	09/28/2020	\$1.00	-\$3,092.51	\$147,401.54	WITHDRAWAL
09/25/2020	09/25/2020	\$1.00	-\$5,339.54	\$150,494.05	WITHDRAWAL
09/25/2020	09/25/2020	\$1.00	-\$8,568.58	\$155,833.59	WITHDRAWAL
09/15/2020	09/15/2020	\$1.00	-\$5,332.60	\$164,402.17	WITHDRAWAL
08/31/2020	08/31/2020	\$1.00	\$29.28	\$169,734.77	MONTHLY POSTING
08/24/2020	08/24/2020	\$1.00	-\$14,297.03	\$169,705.49	WITHDRAWAL
08/21/2020	08/21/2020	\$1.00	-\$5,112.04	\$184,002.52	WITHDRAWAL
08/21/2020	08/21/2020	\$1.00	-\$8,217.35	\$189,114.56	WITHDRAWAL
08/10/2020	08/10/2020	\$1.00	-\$18,257.68	\$197,331.91	WITHDRAWAL
07/31/2020	07/31/2020	\$1.00	\$37.34	\$215,589.59	MONTHLY POSTING
07/28/2020	07/28/2020	\$1.00	-\$3,661.86	\$215,552.25	WITHDRAWAL
07/23/2020	07/23/2020	\$1.00	-\$5,168.14	\$219,214.11	WITHDRAWAL
07/23/2020	07/23/2020	\$1.00	-\$8,317.09	\$224,382.25	WITHDRAWAL
07/16/2020	07/15/2020	\$1.00	\$40,000.00	\$232,699.34	ACH DEPOSIT
07/13/2020	07/13/2020	\$1.00	-\$7,266.11	\$192,699.34	WITHDRAWAL
06/30/2020	06/30/2020	\$1.00	\$38.08	\$199,965.45	MONTHLY POSTING
06/22/2020	06/22/2020	\$1.00	-\$8,861.29	\$199,927.37	WITHDRAWAL
06/19/2020	06/19/2020	\$1.00	-\$4,936.12	\$208,788.66	WITHDRAWAL
06/19/2020	06/19/2020	\$1.00	-\$7,924.97	\$213,724.78	WITHDRAWAL
06/08/2020	06/08/2020	\$1.00	-\$526.48	\$221,649.75	WITHDRAWAL
05/29/2020	05/29/2020	\$1.00	\$52.06	\$222,176.23	MONTHLY POSTING
05/22/2020	05/22/2020	\$1.00	-\$7,134.00	\$222,124.17	WITHDRAWAL
05/20/2020	05/20/2020	\$1.00	-\$4,887.44	\$229,258.17	WITHDRAWAL
05/20/2020	05/20/2020	\$1.00	-\$7,835.24	\$234,145.61	WITHDRAWAL
05/13/2020	05/12/2020	\$1.00	\$30,000.00	\$241,980.85	ACH DEPOSIT
05/12/2020	05/12/2020	\$1.00	-\$14,611.26	\$211,980.85	WITHDRAWAL
04/30/2020	04/30/2020	\$1.00	\$90.56	\$226,592.11	MONTHLY POSTING
04/27/2020	04/27/2020	\$1.00	-\$3,169.54	\$226,581.55	WITHDRAWAL
04/23/2020	04/23/2020	\$1.00	-\$5,388.19	\$229,671.09	WITHDRAWAL
04/23/2020	04/23/2020	\$1.00	-\$8,694.96	\$235,059.28	WITHDRAWAL
04/13/2020	04/13/2020	\$1.00	-\$3,819.33	\$243,754.24	WITHDRAWAL

Happy State Bank
Attn: Accounting Dept
701 S Taylor, LB 120
Amarillo, TX 79101

003119

Contact Us
806-373-2265
accountinggroup@happybank.com



103622-01A
CARSON COUNTY
DEBT SERVICE
PO Box 365
Panhandle, TX 79068-0365

Account
CARSON COUNTY
DEBT SERVICE

Date
03/31/2021

Page
1 of 3

CDARS® Customer Statement

The following information is a summary of activity in your CDARS accounts and the list of FDIC-insured institutions that hold your deposits as of the date indicated. These deposits have been placed by us, as your agent and custodian, in deposit accounts through CDARS.

Summary of Accounts

Account ID	Effective Date	Maturity Date	Interest Rate	Opening Balance	Ending Balance
1024658127	02/18/2021	08/19/2021	0.38926%	\$1,000,000.00	\$1,000,000.00
TOTAL				\$1,000,000.00	\$1,000,000.00

DETAILED ACCOUNT OVERVIEW

Account ID: 1024658127
Account Title: CARSON COUNTY
DEBT SERVICE

Account Summary - CD

Product Term	26-Week Public Fund 365 CD	Effective Date	02/18/2021
Interest Rate	0.38926%	Maturity Date	08/19/2021
Account Balance	\$1,000,000.00	YTD Interest Paid	\$447.98
Annual Percentage Yield	0.39%	Interest Earned Since Last Statement	330.66

CD Issued by

Bank Hapoalim B.M. FDIC Cert. 33686

YTD Interest Paid	\$110.20
Int Earned Since Last Statement	81.34

02/27/2021	Opening Balance	\$246,000.00
03/31/2021	Interest Payment	81.34
03/31/2021	Interest Payout To Account *****214	(81.34)
03/31/2021	Ending Balance	246,000.00

Beneficial State Bank FDIC Cert. 58490

YTD Interest Paid	\$41.21
Int Earned Since Last Statement	30.42

02/27/2021	Opening Balance	\$92,000.00
03/31/2021	Interest Payment	30.42
03/31/2021	Interest Payout To Account *****214	(30.42)
03/31/2021	Ending Balance	92,000.00

First Horizon Bank FDIC Cert. 4977

YTD Interest Paid	\$41.42
Int Earned Since Last Statement	30.57

02/27/2021	Opening Balance	\$92,448.64
03/31/2021	Interest Payment	30.57
03/31/2021	Interest Payout To Account *****214	(30.57)
03/31/2021	Ending Balance	92,448.64

FirstBank FDIC Cert. 8663

YTD Interest Paid	\$110.20
Int Earned Since Last Statement	81.34

02/27/2021	Opening Balance	\$246,000.00
03/31/2021	Interest Payment	81.34
03/31/2021	Interest Payout To Account *****214	(81.34)
03/31/2021	Ending Balance	246,000.00

Northern Bank & Trust Company FDIC Cert. 18266

YTD Interest Paid	\$88.70
Int Earned Since Last Statement	65.47

02/27/2021	Opening Balance	\$198,000.00
03/31/2021	Interest Payment	65.47
03/31/2021	Interest Payout To Account *****214	(65.47)
03/31/2021	Ending Balance	198,000.00

0009622

Date
03/31/2021

Page
3 of 3

DETAILED ACCOUNT OVERVIEW

Account ID: 1024658127
Account Title: CARSON COUNTY
DEBT SERVICE



Pacific Western Bank FDIC Cert. 24045

YTD Interest Paid	\$56.25
Int Earned Since Last Statement	41.52

02/27/2021	Opening Balance	\$125,551.36
03/31/2021	Interest Payment	41.52
03/31/2021	Interest Payout To Account *****214	(41.52)
03/31/2021	Ending Balance	125,551.36



Account		CD/IRA Acct #		Balance	Term	Rate	Class	Accrual	Penalty	Payoff	APY	Type	How	Daily Int	Next Int	Months	Maturity
26948005939		CARSON COUNTY		50,000.00	12 Months	.08650	14	0.89	26.71	49,974.18	0.65%	3	DDA	0.89	26.71	1	05/14/2021
<p>General Info: CD/IRA Acct # 26948005939 PRECINCT #1</p> <p>Original De- 06/14/2019 Original Maturity 06/14/2021</p> <p>Next Paid: 06/14/2020 Next Int: 06/14/2021</p> <p>Available Refund: 06/14/2020 Available Refund: 06/14/2021</p> <p>Pay To Account: 2508R Hold #: 1</p> <p>Hold Amt: 215,008.81 Hold Desc: CARSON C.</p> <p>YTD: 107.73 Last Year: 714.42</p>																	
Date	IC	PostDate	Desc	Debit	Credit	Balance											
06/14/2019	111				0.1300	50,000.00											
06/14/2019	111				0.2200	50,000.00											
07/14/2019	130				93.42	50,000.00											
08/14/2019	130				93.42	50,000.00											
09/14/2019	130				93.42	50,000.00											
10/14/2019	130				93.42	50,000.00											
11/14/2019	130				93.42	50,000.00											
12/14/2019	130				93.42	50,000.00											
01/14/2020	130				93.42	50,000.00											
02/14/2020	130				93.42	50,000.00											
03/14/2020	130				93.42	50,000.00											
04/14/2020	130				93.42	50,000.00											
05/14/2020	130				93.42	50,000.00											
06/14/2020	111				0.0500	50,000.00											
06/14/2020	111				0.0550	50,000.00											
07/14/2020	130				26.71	50,000.00											
08/14/2020	130				27.60	50,000.00											
09/14/2020	130				27.60	50,000.00											
10/14/2020	130				26.71	50,000.00											
11/14/2020	130				27.60	50,000.00											
12/14/2020	130				27.60	50,000.00											
01/14/2021	130				24.99	50,000.00											
02/14/2021	130				27.60	50,000.00											
03/14/2021	130					50,000.00											



CARSON COUNTY		ROAD AND BRIDGE JT												
CD/IRA Acct #	Balance	Term	Rate	Class	Accrual	Penalty	Played	APY	Type	How	Daily Int	Next Int	Months	Maturity
23124005993	30,000.00	12 Months	.00850	14	10.15	16.03	29,994.12	0.85%	3	DDA	0.53	16.56	1	03/27/2022
General Info Original Dtl: 03/27/2008 Original Maturity: 03/27/2009 Last Paid: 04/27/2021 Renewal Date: 03/27/2021 Available Balance: 30,000.00 Pay To Account: 250589 Hold #: 0 Hold Amt: 0.00 Hold Desc: <input type="text"/> YTD: 96.16 Last Year: 458.38														
Date	TC	Post Date	Desc	Debit	Credit	Balance								
05/27/2019	130		DD		30,000.00	30,000.00								
06/27/2019	130		DD		30,000.00	30,000.00								
07/27/2019	130		DD		30,000.00	30,000.00								
08/27/2019	130		DD		30,000.00	30,000.00								
09/27/2019	130		DD		30,000.00	30,000.00								
10/27/2019	130		DD		30,000.00	30,000.00								
11/27/2019	130		DD		30,000.00	30,000.00								
12/27/2019	130		DD		30,000.00	30,000.00								
01/27/2020	130		DD		30,000.00	30,000.00								
02/27/2020	130		DD		30,000.00	30,000.00								
03/27/2020	130		DD		30,000.00	30,000.00								
04/27/2020	111		DD		30,000.00	30,000.00								
05/27/2020	130		DD		30,000.00	30,000.00								
06/27/2020	130		DD		30,000.00	30,000.00								
07/27/2020	130		DD		30,000.00	30,000.00								
08/27/2020	130		DD		30,000.00	30,000.00								
09/27/2020	130		DD		30,000.00	30,000.00								
10/27/2020	130		DD		30,000.00	30,000.00								
11/27/2020	130		DD		30,000.00	30,000.00								
12/27/2020	130		DD		30,000.00	30,000.00								
01/27/2021	130		DD		30,000.00	30,000.00								
02/27/2021	130		DD		30,000.00	30,000.00								
03/27/2021	111		DD		30,000.00	30,000.00								
03/27/2021	111		DD		30,000.00	30,000.00								

CARSON COUNTY **PRECINCT #1**
 CD/IRA Acct # **26948006047** Balance **75,000.00** Term **12 Months** Rate **.00650** Class **14** Accrual Penalty **40.07** Payoff **74,973.29** APY **0.65%** Type **3** New **DDA** Daily Int **1.34** Next Int **40.07** Months **1** Maturity **06/05/2021**

General Info From: **06/05/2019** To: **04/05/2021**
 Search By Date Date TC Post Date Desc Debit Credit Balance

Date	TC	Post Date	Desc	Debit	Credit	Balance
06/05/2019	111				75,000.00	75,000.00
06/05/2019	111	8/27/2019			.02260	75,000.00
07/05/2019	130		DD	135.62		75,000.00
08/05/2019	130		DD	140.14		75,000.00
09/05/2019	130		DD	140.14		75,000.00
10/05/2019	130		DD	135.62		75,000.00
11/05/2019	130		DD	140.14		75,000.00
12/05/2019	130		DD	135.62		75,000.00
01/05/2020	130		DD	140.14		75,000.00
02/05/2020	130		DD	140.14		75,000.00
03/05/2020	130		DD	131.09		75,000.00
04/05/2020	130		DD	140.14		75,000.00
05/05/2020	130		DD	135.62		75,000.00
06/05/2020	130		DD	140.14		75,000.00
06/05/2020	111				60550	75,000.00
06/05/2020	111				.00650	75,000.00
07/05/2020	130		DD	40.07		75,000.00
08/05/2020	130		DD	41.40		75,000.00
09/05/2020	130		DD	41.40		75,000.00
10/05/2020	130		DD	40.07		75,000.00
11/05/2020	130		DD	41.40		75,000.00
12/05/2020	130		DD	40.07		75,000.00
01/05/2021	130		DD	41.40		75,000.00
02/05/2021	130		DD	41.40		75,000.00
03/05/2021	130		DD	37.40		75,000.00
04/05/2021	130		DD	41.40		75,000.00

Original Da.: 06/05/2009
 Original Matur.: 06/05/2010
 Last Post: 04/05/2021
 Next Post: 05/05/2021
 Renewal Date: 06/05/2020
 Available Balance: 0.00
 Pay To Account: 25080
 Hold #: 1
 Hold Amt: 215,008.81
 Hold Desc: CARSON C.
 YTD: 161.80
 Last Year: 1,071.88




CD Acct # 100803											
CARSON COUNTY											
CD/IRA Acct #	Balance	Term	Rate	Class	Accrued	Penalty	Payoff	APY	Type	How	Monthly
100803	50,000.00	12 Months	00650*	T4	145.14	26.71	50,118.43	0.65%	3	DDA	325.00
											1
											11/03/2021

General Info	
Original Ds-	11/03/2020
Original Maturity	11/03/2021
Last Paid:	11/03/2020
Next Paid:	11/03/2021
Renewal Date:	00/01/0000
Available Balance:	0.00
Pay To Account:	25088

Hold #:	1
Hold Amt:	215,003.31
Hold Name:	CARSON C.
YTD:	0.00
Last Year:	0.00

Date	TC	Post Date	Debit	Credit	Balance
11/03/2020					50,000.00



CARSON COUNTY **PRECINCT#1**
 CD Acct # 100978
 CD/IRA Acct# Balance Term Rate Class Accrual Penalty Payoff APY Type How Daily Int Next Int Months Maturity
 100978 50,000.00 6 Months .00550 13 6.78 22.60 49,984.18 0.55% 2 ODA 0.75 22.60 1 05/06/2021

General Info From: 11/08/2020 To: 04/08/2021

Date	TC	Desc	Debit	Credit	Balance
11/08/2020				50,000.00	50,000.00
12/08/2020	130	DD	22.60		50,000.00
01/08/2021	130	DD	23.36		50,000.00
02/08/2021	130	DD	23.38		50,000.00
03/08/2021	130	DD	21.10		50,000.00
04/08/2021	130	DD	23.36		50,000.00

Original Ds: 11/08/2020
 Original Maturity: 05/06/2021
 Last Paid: 04/08/2021
 Next Paid: 05/08/2021
 Renewal Date: 00/00/0000
 Available Balance: 0.00
 Pay To Account: 25788
 Hold#: 1
 Hold Amt: 215,008.81
 Hold Desc: CARSON C.
 YTD: 91.18
 Last Year: 22.60



CD Acct # 101060

CARSON COUNTY

PRECINCT #1

CDMRA Acct #	101060	Balance	25,000.00	\$ Months	13	Rate	0.4000	Class	13	Accrued	6.30	Penalty	8.22	Payoff	24,998.08	APY	0.40%	Type	3	How	DDA	Daily Int	0.27	Next Int	8.49	Months	1	Maturity	08/23/2021
--------------	--------	---------	-----------	-----------	----	------	--------	-------	----	---------	------	---------	------	--------	-----------	-----	-------	------	---	-----	-----	-----------	------	----------	------	--------	---	----------	------------

General Info

Search By Date: From: 02/23/2021 To: 03/23/2021

Date	TC	Debit	Credit	Balance
1				25,000.00
2		7.67		24,992.33
				25,000.00

Original Date: 02/23/2021
 Original Maturity: 08/23/2021
 Last Paid: 03/23/2021
 Next Paid: 04/23/2021
 Renewal Date: 04/23/2021
 Available Balance: 25,000.00
 Pay In Account: 25,000.00

Hold # 0
 Hold Acct: 0.00
 Hold Desc: Holders

YTD: 7.67
 Last Year: 0.00

TexPool Participant Services
 1001 Texas Avenue, Suite 1150
 Houston, TX 77002



Participant Statement

CARSON COUNTY
 PRECINT 2
 ATTN DENISE SALZBRENNER
 PO BOX 365
 PANHANDLE TX 79068-0365

Statement Period **03/01/2021 - 03/31/2021**

Page 1 of 2

Customer Service **1-866-TEX-POOL**
 Location ID **000077244**
 Investor ID **000016607**

TexPool Update

It's spring cleaning time! Review a current listing of your authorized representatives and contact information by requesting an Account Information Report from TexConnect or the TexPool Participant Services team. Submit any changes on the proper maintenance form, found under Account Documents.

TexPool Summary

Pool Name	Beginning Balance	Total Deposits	Total Withdrawals	Total Interest	Current Balance	Average Balance
Texas Local Government Investment Pool	\$214,340.33	\$40,000.00	\$39,273.42	\$3.66	\$215,070.57	\$232,084.83
Total Dollar Value	\$214,340.33	\$40,000.00	\$39,273.42	\$3.66	\$215,070.57	

Portfolio Value

Pool Name	Pool/Account	Market Value (03/01/2021)	Share Price (03/31/2021)	Shares Owned (03/31/2021)	Market Value (03/31/2021)
Texas Local Government Investment Pool	449/330100002	\$214,340.33	\$1.00	215,070.570	\$215,070.57
Total Dollar Value		\$214,340.33			\$215,070.57

Interest Summary

Pool Name	Pool/Account	Month-to-Date Interest	Year-to-Date Interest
Texas Local Government Investment Pool	449/330100002	\$3.66	\$25.62
Total		\$3.66	\$25.62




Transaction Detail


Texas Local Government Investment Pool

Participant: CARSON COUNTY

Pool/Account: 449/330100002

Transaction Date	Settlement Date	Transaction Description	Transaction Dollar Amount	Share Price	Shares This Transaction	Shares Owned
03/01/2021	03/01/2021	BEGINNING BALANCE	\$214,340.33	\$1.00		214,340.330
03/09/2021	03/09/2021	WITHDRAWAL	\$1,175.95	\$1.00	1,175.950	213,164.380
03/09/2021	03/10/2021	ACH DEPOSIT	\$40,000.00	\$1.00	40,000.000	253,164.380
03/23/2021	03/23/2021	WITHDRAWAL	\$21,313.33	\$1.00	21,313.330	231,851.050
03/23/2021	03/23/2021	WITHDRAWAL	\$10,615.71	\$1.00	10,615.710	221,235.340
03/23/2021	03/23/2021	WITHDRAWAL	\$6,168.43	\$1.00	6,168.430	215,066.910
03/31/2021	03/31/2021	MONTHLY POSTING	\$3.66	\$1.00	3.660	215,070.570
Account Value as of 03/31/2021			\$215,070.57	\$1.00		215,070.570





Account History Report



Deposit Reports	Withdrawal Report Scheduler	Transfer Report Access	Multi Transaction Statements	Vendor Payment Inquiry	Maintenance Change Location
			Help / Contact Us	Update Profile	Logout

Account History Report

ACCOUNT HISTORY REPORT
Generated: 04/16/2021 10:28 AM ET

Location: 77244
Acct Nbr: 330100002
Acct Name: PRECINT 2
Location Name: CARSON COUNTY
Pool Name: TexPool
Pool Nbr: 449

Settle Date	Transaction Date	Price	Dollar Amt	Account Balance	Transaction Description
04/13/2021	04/13/2021	\$1.00	-\$4,320.36	\$210,750.21	WITHDRAWAL
03/31/2021	03/31/2021	\$1.00	\$3.66	\$215,070.57	MONTHLY POSTING
03/23/2021	03/23/2021	\$1.00	-\$6,168.43	\$215,066.91	WITHDRAWAL
03/23/2021	03/23/2021	\$1.00	-\$10,615.71	\$221,235.34	WITHDRAWAL
03/23/2021	03/23/2021	\$1.00	-\$21,313.33	\$231,851.05	WITHDRAWAL
03/10/2021	03/09/2021	\$1.00	\$40,000.00	\$253,164.38	ACH DEPOSIT
03/09/2021	03/09/2021	\$1.00	-\$1,175.95	\$213,164.38	WITHDRAWAL
02/26/2021	02/26/2021	\$1.00	\$7.21	\$214,340.33	MONTHLY POSTING
02/23/2021	02/23/2021	\$1.00	-\$8,106.50	\$214,333.12	WITHDRAWAL
02/19/2021	02/19/2021	\$1.00	-\$6,198.34	\$222,439.62	WITHDRAWAL
02/19/2021	02/19/2021	\$1.00	-\$10,664.18	\$228,627.96	WITHDRAWAL
02/11/2021	02/10/2021	\$1.00	\$40,000.00	\$239,302.14	ACH DEPOSIT
02/09/2021	02/09/2021	\$1.00	-\$935.15	\$199,302.14	WITHDRAWAL
01/29/2021	01/29/2021	\$1.00	\$14.75	\$200,237.29	MONTHLY POSTING
01/25/2021	01/25/2021	\$1.00	-\$7,257.24	\$200,222.54	WITHDRAWAL
01/22/2021	01/22/2021	\$1.00	-\$6,213.28	\$207,479.78	WITHDRAWAL
01/22/2021	01/22/2021	\$1.00	-\$10,664.01	\$213,693.06	WITHDRAWAL
01/12/2021	01/12/2021	\$1.00	-\$1,257.92	\$224,357.07	WITHDRAWAL
12/31/2020	12/31/2020	\$1.00	\$17.03	\$225,614.99	MONTHLY POSTING
12/29/2020	12/29/2020	\$1.00	-\$8,995.37	\$225,597.96	WITHDRAWAL
12/18/2020	12/18/2020	\$1.00	-\$6,194.13	\$234,593.33	WITHDRAWAL
12/18/2020	12/18/2020	\$1.00	-\$10,656.70	\$240,787.46	WITHDRAWAL
12/15/2020	12/14/2020	\$1.00	\$50,000.00	\$251,444.16	ACH DEPOSIT
12/14/2020	12/14/2020	\$1.00	-\$3.00	\$201,444.16	WITHDRAWAL
12/14/2020	12/14/2020	\$1.00	-\$2,619.28	\$201,447.16	WITHDRAWAL
11/30/2020	11/30/2020	\$1.00	\$14.13	\$204,066.44	MONTHLY POSTING
11/25/2020	11/25/2020	\$1.00	-\$6,222.69	\$204,052.31	WITHDRAWAL
11/25/2020	11/25/2020	\$1.00	-\$10,703.20	\$210,275.00	WITHDRAWAL
11/23/2020	11/23/2020	\$1.00	-\$12,874.81	\$220,978.20	WITHDRAWAL
11/23/2020	11/23/2020	\$1.00	\$100,000.00	\$233,853.01	ACH DEPOSIT
11/10/2020	11/10/2020	\$1.00	-\$4,021.63	\$133,853.01	WITHDRAWAL
11/05/2020	11/04/2020	\$1.00	\$70,000.00	\$137,874.64	ACH DEPOSIT
10/30/2020	10/30/2020	\$1.00	\$9.90	\$67,874.64	MONTHLY POSTING
10/26/2020	10/26/2020	\$1.00	-\$3,724.53	\$67,864.74	WITHDRAWAL
10/23/2020	10/23/2020	\$1.00	-\$6,166.12	\$71,589.27	WITHDRAWAL
10/23/2020	10/23/2020	\$1.00	-\$10,586.75	\$77,755.39	WITHDRAWAL
10/13/2020	10/13/2020	\$1.00	-\$9,928.04	\$88,342.14	WITHDRAWAL
09/30/2020	09/30/2020	\$1.00	\$14.09	\$98,270.98	MONTHLY POSTING
09/28/2020	09/28/2020	\$1.00	-\$3,646.80	\$98,256.89	WITHDRAWAL
09/25/2020	09/25/2020	\$1.00	-\$6,019.96	\$101,903.69	WITHDRAWAL
09/25/2020	09/25/2020	\$1.00	-\$10,373.52	\$107,923.65	WITHDRAWAL
09/15/2020	09/15/2020	\$1.00	-\$2,187.05	\$118,297.17	WITHDRAWAL
08/31/2020	08/31/2020	\$1.00	\$20.72	\$120,484.22	MONTHLY POSTING
08/24/2020	08/24/2020	\$1.00	-\$6,822.22	\$120,463.50	WITHDRAWAL
08/21/2020	08/21/2020	\$1.00	-\$6,067.50	\$127,285.72	WITHDRAWAL
08/21/2020	08/21/2020	\$1.00	-\$10,426.35	\$133,353.22	WITHDRAWAL
08/10/2020	08/10/2020	\$1.00	-\$3,485.78	\$143,779.57	WITHDRAWAL
07/31/2020	07/31/2020	\$1.00	\$25.75	\$147,265.35	MONTHLY POSTING
07/28/2020	07/28/2020	\$1.00	-\$4,200.26	\$147,239.60	WITHDRAWAL
07/23/2020	07/23/2020	\$1.00	-\$6,016.95	\$151,439.06	WITHDRAWAL
07/23/2020	07/23/2020	\$1.00	-\$10,368.67	\$157,456.81	WITHDRAWAL
07/16/2020	07/15/2020	\$1.00	\$40,000.00	\$167,825.48	ACH DEPOSIT
07/13/2020	07/13/2020	\$1.00	-\$7,179.47	\$127,825.48	WITHDRAWAL
06/30/2020	06/30/2020	\$1.00	\$26.89	\$135,004.95	MONTHLY POSTING
06/22/2020	06/22/2020	\$1.00	-\$8,551.62	\$134,978.06	WITHDRAWAL
06/19/2020	06/19/2020	\$1.00	-\$5,960.17	\$143,529.68	WITHDRAWAL
06/19/2020	06/19/2020	\$1.00	-\$10,276.28	\$149,489.85	WITHDRAWAL
06/08/2020	06/08/2020	\$1.00	-\$1,033.82	\$159,766.13	WITHDRAWAL
05/29/2020	05/29/2020	\$1.00	\$36.51	\$160,799.95	MONTHLY POSTING
05/22/2020	05/22/2020	\$1.00	-\$6,149.04	\$160,763.44	WITHDRAWAL
05/20/2020	05/20/2020	\$1.00	-\$5,996.82	\$166,912.48	WITHDRAWAL
05/20/2020	05/20/2020	\$1.00	-\$10,335.95	\$172,909.30	WITHDRAWAL
05/13/2020	05/12/2020	\$1.00	\$40,000.00	\$183,245.25	ACH DEPOSIT
05/12/2020	05/12/2020	\$1.00	-\$3,969.65	\$143,245.25	WITHDRAWAL
04/30/2020	04/30/2020	\$1.00	\$75.15	\$147,214.90	MONTHLY POSTING
04/27/2020	04/27/2020	\$1.00	-\$43,552.56	\$147,139.75	WITHDRAWAL
04/24/2020	04/24/2020	\$1.00	-\$5,950.98	\$190,692.31	WITHDRAWAL

CD Account **CDIR#** **CDIR#** **CDIR#**

CDIR# **CDIR#** **CDIR#** **CDIR#**

CDIR# **CDIR#** **CDIR#** **CDIR#**

CDIR# **CDIR#** **CDIR#** **CDIR#**

Date	TC	PostDate	Desc	Debit	Credit	Balance
05/07/2019	111				02300	100,000.00
06/07/2019	130		DO	186.85		100,000.00
07/07/2019	130		DO	180.82		100,000.00
08/07/2019	130		DO	186.85		100,000.00
09/07/2019	130		DO	186.85		100,000.00
10/07/2019	130		DO	180.82		100,000.00
11/07/2019	130		DO	186.85		100,000.00
12/07/2019	130		DO	186.85		100,000.00
01/07/2020	130		DO	186.85		100,000.00
02/07/2020	130		DO	174.76		100,000.00
03/07/2020	130		DO	186.85		100,000.00
04/07/2020	130		DO	180.82		100,000.00
05/07/2020	111			60750		100,000.00
06/07/2020	130		DO	00660		100,000.00
07/07/2020	130		DO	76.44		100,000.00
08/07/2020	130		DO	73.97		100,000.00
09/07/2020	130		DO	76.44		100,000.00
10/07/2020	130		DO	76.44		100,000.00
11/07/2020	130		DO	73.97		100,000.00
12/07/2020	130		DO	76.44		100,000.00
01/07/2021	130		DO	73.97		100,000.00
02/07/2021	130		DO	76.44		100,000.00
03/07/2021	130		DO	69.04		100,000.00
04/07/2021	130		DO	76.44		100,000.00

Original Da. 05/07/2009
Original Maturity 05/07/2010
Last Paid 04/07/2021
Next Paid 05/07/2021
Renewal Date 05/07/2020
Available Balance 100,000.00
Pay To Account 25088
Hold B. 0
Hold Amt 0.00
Hold Days
YTD 298.36
Last Year 1,443.83

CD Acct # 9000461006070 | CARSON COUNTY ROAD AND BRIDGE 2
 CD/IRA Acct # 9000461006070 | Balance 50,000.00 | Term 6 Months | Rate 00550 | Class 13 | Account 1959 | Penalty 22.60 | Payoff 49,996.99 | APY 0.55% | Type 3 | How ODA | Daily Int 0.75 | Next Int 23.36 | Months 1 | Maturity 05/20/2021

Date	TC	Desc	Debit	Credit	Balance
08/20/2019	130			76.44	50,000.00
09/20/2018	130			76.44	50,000.00
10/20/2019	130			73.97	50,000.00
11/20/2019	130			76.44	50,000.00
12/20/2019	111			60820	50,000.00
01/20/2020	111			01850	50,000.00
02/20/2020	130			43.15	50,000.00
03/20/2020	130			44.59	50,000.00
04/20/2020	130			41.71	50,000.00
05/20/2020	130			44.59	50,000.00
06/20/2020	111			41.15	50,000.00
07/20/2020	130			60400	50,000.00
08/20/2020	111			00550	50,000.00
09/20/2020	130			23.36	50,000.00
10/20/2020	130			22.80	50,000.00
11/20/2020	130			23.36	50,000.00
12/20/2020	130			23.36	50,000.00
01/20/2021	130			22.60	50,000.00
02/20/2021	130			23.36	50,000.00
03/20/2021	130			23.36	50,000.00
04/20/2021	130			21.10	50,000.00

Original Date: 11/20/2009
 Original Maturity: 05/20/2019
 Last Paid: 03/20/2021
 Next Paid: 04/20/2021
 Renewed Date: 11/20/2020
 Available Balance: 50,000.00
 Pay To Account: 25049
 Hold #: 0
 Hold Amt: 0.00
 Hold Desc:
 YTD: 57.82
 Last Year: 379.87



CD # 100595										
CARSON COUNTY ROAD AND BRIDGE 2										
CD/IRA Acct#	Balance	Term	Rate	Close	Accrual	Penalty	Payoff	APY	Type	How
100595	50,000.00	6 Months	00550	13	3.77	22.60	49,981.17	0.55%	3	DDA
Next Int	22.50	Months	1	Maturity	08/10/2021					

Date	TC	Post/Debit	Desc	Debit	Credit	Balance
03/10/2020	20				50,000.00	50,000.00
04/10/2020	150		CD	76.44		49,923.56
05/10/2020	130		DD	73.97		49,849.59
06/10/2020	130		DD	76.44		49,773.15
07/10/2020	130		DD	73.97		49,699.18
08/10/2020	130		DD	76.44		49,622.74
09/10/2020	130		DD	76.44		49,546.30
10/10/2020	111		DD	00400		49,546.30
11/10/2020	111		DD	00650		49,546.30
12/10/2020	130		DD	26.71		49,519.59
01/10/2021	130		DD	27.60		49,491.99
02/10/2021	130		DD	26.71		49,465.28
03/10/2021	130		DD	27.60		49,437.68
04/10/2021	111		DD	23.60		49,414.08
05/10/2021	111		DD	24.93		49,389.15
06/10/2021	111		DD	00400		49,389.15
07/10/2021	111		DD	00500		49,389.15
08/10/2021	131		DD	00650		49,389.15
09/10/2021	130		DD	23.36		49,365.79

Original Date: 03/10/2020
 Original Maturity: 08/10/2020
 Last Paid: 04/10/2021
 Next Paid: 05/10/2021
 Renewal Date: 03/10/2021
 Available Balance: 50,000.00
 Pay To Account: 5089
 Hold #: 0
 Hold Amt: 0.00
 Hold Desc:
 YTD: 103.49
 Last Year: 534.72

ACCOUNTS | CD Acct # 100951 | **PRECINCT #2**
CARSON COUNTY
CD/MRA Acct # | Balance | 50,000.00 | **Term** | 6 Months | **Rate** | 00.550 | **Close** | 13 | **Accrued** | 6.76 | **Penalty** | 22.60 | **Payed** | 49,984.16 | **APY** | 0.95% | **Type** | 3 | **How** | DDA | **Daily Int** | 0.75 | **Next Int** | 22.60 | **Months** | 1 | **Maturity** | 05/05/2021

General Info
Search By Dates: From: 11/06/2020 To: 04/06/2021

Date	TC	PostDate	Desc	Debit	Credit	Balance
11/06/2020	130		DD	22.60		50,000.00
12/06/2020	130		DD	23.36		50,000.00
01/06/2021	130		DD	23.36		50,000.00
02/06/2021	130		DD	21.10		50,000.00
03/06/2021	130		DD	23.36		50,000.00
04/06/2021	130		DD			50,000.00

Original Da. 11/06/2020
Original Matur. 05/05/2021
Last Paid: 04/05/2021
Next Paid: 05/05/2021
Renewal Date: 06/05/2021
Available Balance: 50,000.00
Pay To Account: 25,000

Hold #: 0
Hold Amt: 0.00
Hold On:

YTD: 91.18
Last Year: 22.00



CD Account # 100838										PRECINCT # 2									
CARSON COUNTY																			
CD/IRA Acct #	Balance	Term	Rate	Class	Accrual	Penalty	Princ	APY	Type	How	Daily Int	Next Int	Months	Maturity					
100838	50,000.00	12 Months	.00650*	14	145.74	28.71	50,118.43	0.65%	3	ODA	0.89	325.00	1	11/03/2021					

General Info	
Search By Date:	From: 04/15/2021 To: 04/15/2021
Date:	04/15/2021
IC	Post Date
50,000.00	50,000.00
Credit	Debit
Balance	

Original Da-	11/03/2020
Original Maturity	11/03/2021
Last Paid	11/03/2020
Next Paid	11/03/2021
Renewal Date	09/00/0000
Available Balance	50,000.00
Pay To Account	25089
Hold #	0
Hold Amt	0.00
Hold Desc	
YTD	0.00
Last Year	0.00

TexPool Participant Services
 1001 Texas Avenue, Suite 1150
 Houston, TX 77002



Participant Statement

CARSON COUNTY
 PRECINT 3
 ATTN DENISE SALZBRENNER
 PO BOX 365
 PANHANDLE TX 79068-0365

Statement Period **03/01/2021 - 03/31/2021**

Page 1 of 2

Customer Service **1-866-TEX-POOL**
 Location ID **000077244**
 Investor ID **000016609**

TexPool Update

It's spring cleaning time! Review a current listing of your authorized representatives and contact information by requesting an Account Information Report from TexConnect or the TexPool Participant Services team. Submit any changes on the proper maintenance form, found under Account Documents.

TexPool Summary

Pool Name	Beginning Balance	Total Deposits	Total Withdrawals	Total Interest	Current Balance	Average Balance
Texas Local Government Investment Pool	\$195,683.19	\$40,000.00	\$23,753.98	\$3.42	\$211,932.63	\$218,464.40
Total Dollar Value	\$195,683.19	\$40,000.00	\$23,753.98	\$3.42	\$211,932.63	

Portfolio Value

Pool Name	Pool/Account	Market Value (03/01/2021)	Share Price (03/31/2021)	Shares Owned (03/31/2021)	Market Value (03/31/2021)
Texas Local Government Investment Pool	449/330100004	\$195,683.19	\$1.00	211,932.630	\$211,932.63
Total Dollar Value		\$195,683.19			\$211,932.63

Interest Summary

Pool Name	Pool/Account	Month-to-Date Interest	Year-to-Date Interest
Texas Local Government Investment Pool	449/330100004	\$3.42	\$25.70
Total		\$3.42	\$25.70




Transaction Detail

Texas Local Government Investment Pool

Participant: **CARSON COUNTY**

Pool/Account: **449/330100004**

Transaction Date	Settlement Date	Transaction Description	Transaction Dollar Amount	Share Price	Shares This Transaction	Shares Owned
03/01/2021	03/01/2021	BEGINNING BALANCE	\$195,683.19	\$1.00		195,683.190
03/09/2021	03/10/2021	ACH DEPOSIT	\$40,000.00	\$1.00	40,000.000	235,683.190
03/23/2021	03/23/2021	WITHDRAWAL	\$7,716.28-	\$1.00	-7,716.280-	227,966.910
03/23/2021	03/23/2021	WITHDRAWAL	\$10,208.70-	\$1.00	-10,208.700-	217,758.210
03/23/2021	03/23/2021	WITHDRAWAL	\$5,829.00-	\$1.00	-5,829.000-	211,929.210
03/31/2021	03/31/2021	MONTHLY POSTING	\$3.42	\$1.00	3.420	211,932.630
Account Value as of 03/31/2021			\$211,932.63	\$1.00		211,932.630





Account History Report



Deposit Reports	Withdrawal Report Scheduler	Transfer Report Access	Multi Transaction Statements Help / Contact Us	Vendor Payment Inquiry Update Profile	Maintenance Change Location Logout
------------------------	------------------------------------	-------------------------------	---	--	---

Account History Report

ACCOUNT HISTORY REPORT
Generated: 04/16/2021 10:30 AM ET

Location: 77244
Acct Nbr: 330100004
Acct Name: PRECINT 3
Location Name: CARSON COUNTY
Pool Name: TexPool
Pool Nbr: 449

Settle Date	Transaction Date	Price	Dollar Amt	Account Balance	Transaction Description
03/31/2021	03/31/2021	\$1.00	\$3.42	\$211,932.63	MONTHLY POSTING
03/23/2021	03/23/2021	\$1.00	-\$5,829.00	\$211,929.21	WITHDRAWAL
03/23/2021	03/23/2021	\$1.00	-\$10,208.70	\$217,758.21	WITHDRAWAL
03/23/2021	03/23/2021	\$1.00	-\$7,716.28	\$227,966.91	WITHDRAWAL
03/10/2021	03/09/2021	\$1.00	\$40,000.00	\$235,683.19	ACH DEPOSIT
02/26/2021	02/26/2021	\$1.00	\$7.13	\$195,683.19	MONTHLY POSTING
02/23/2021	02/23/2021	\$1.00	-\$8,802.70	\$195,676.06	WITHDRAWAL
02/19/2021	02/19/2021	\$1.00	-\$5,914.11	\$204,478.76	WITHDRAWAL
02/19/2021	02/19/2021	\$1.00	-\$10,367.51	\$210,392.87	WITHDRAWAL
01/29/2021	01/29/2021	\$1.00	\$15.15	\$220,760.38	MONTHLY POSTING
01/25/2021	01/25/2021	\$1.00	-\$5,662.13	\$228,745.23	WITHDRAWAL
12/31/2020	12/31/2020	\$1.00	\$14.74	\$226,407.36	MONTHLY POSTING
12/15/2020	12/14/2020	\$1.00	\$75,000.00	\$226,392.62	ACH DEPOSIT
11/30/2020	11/30/2020	\$1.00	\$14.30	\$151,392.62	MONTHLY POSTING
11/10/2020	11/10/2020	\$1.00	-\$1,827.59	\$151,378.32	WITHDRAWAL
11/05/2020	11/04/2020	\$1.00	\$70,000.00	\$153,205.91	ACH DEPOSIT
10/30/2020	10/30/2020	\$1.00	\$10.22	\$83,205.91	MONTHLY POSTING
10/26/2020	10/26/2020	\$1.00	-\$4,430.72	\$83,195.69	WITHDRAWAL
10/13/2020	10/13/2020	\$1.00	-\$8,940.20	\$87,626.41	WITHDRAWAL
09/30/2020	09/30/2020	\$1.00	\$14.98	\$96,566.61	MONTHLY POSTING
09/28/2020	09/28/2020	\$1.00	-\$27,550.59	\$96,551.63	WITHDRAWAL
09/15/2020	09/15/2020	\$1.00	-\$4,857.07	\$124,102.22	WITHDRAWAL
08/31/2020	08/31/2020	\$1.00	\$21.60	\$128,959.29	MONTHLY POSTING
08/24/2020	08/24/2020	\$1.00	-\$5,138.38	\$128,937.69	WITHDRAWAL
08/21/2020	08/21/2020	\$1.00	-\$6,031.96	\$134,076.07	WITHDRAWAL
08/21/2020	08/21/2020	\$1.00	-\$10,634.02	\$140,108.03	WITHDRAWAL
07/31/2020	07/31/2020	\$1.00	\$26.23	\$150,742.05	MONTHLY POSTING
07/28/2020	07/28/2020	\$1.00	-\$4,249.80	\$150,715.82	WITHDRAWAL
07/23/2020	07/23/2020	\$1.00	-\$4,871.91	\$154,965.62	WITHDRAWAL
07/23/2020	07/23/2020	\$1.00	-\$9,188.83	\$159,837.53	WITHDRAWAL
07/16/2020	07/15/2020	\$1.00	\$40,000.00	\$169,026.36	ACH DEPOSIT
07/13/2020	07/13/2020	\$1.00	-\$9,682.37	\$129,026.36	WITHDRAWAL
06/30/2020	06/30/2020	\$1.00	\$27.54	\$138,708.73	MONTHLY POSTING
06/22/2020	06/22/2020	\$1.00	-\$10,766.41	\$138,681.19	WITHDRAWAL
06/19/2020	06/19/2020	\$1.00	-\$4,735.27	\$149,447.60	WITHDRAWAL
06/19/2020	06/19/2020	\$1.00	-\$8,966.61	\$154,182.87	WITHDRAWAL
05/29/2020	05/29/2020	\$1.00	\$39.53	\$163,149.48	MONTHLY POSTING
05/22/2020	05/22/2020	\$1.00	-\$7,165.18	\$163,109.95	WITHDRAWAL
05/20/2020	05/20/2020	\$1.00	-\$5,001.99	\$170,275.13	WITHDRAWAL
05/20/2020	05/20/2020	\$1.00	-\$9,482.06	\$175,277.12	WITHDRAWAL
05/13/2020	05/12/2020	\$1.00	\$10,000.00	\$184,759.18	ACH DEPOSIT
04/30/2020	04/30/2020	\$1.00	\$66.48	\$174,759.18	MONTHLY POSTING
04/27/2020	04/27/2020	\$1.00	-\$3,300.20	\$174,692.70	WITHDRAWAL
03/31/2020	03/31/2020	\$1.00	\$146.13	\$177,992.90	MONTHLY POSTING
03/24/2020	03/24/2020	\$1.00	-\$4,736.71	\$177,846.77	WITHDRAWAL
03/24/2020	03/24/2020	\$1.00	-\$8,482.46	\$182,583.48	WITHDRAWAL
03/23/2020	03/23/2020	\$1.00	-\$4,853.06	\$191,065.94	WITHDRAWAL
03/13/2020	03/12/2020	\$1.00	\$40,000.00	\$195,919.00	ACH DEPOSIT
02/28/2020	02/28/2020	\$1.00	\$219.49	\$155,919.00	MONTHLY POSTING
02/24/2020	02/24/2020	\$1.00	-\$9,379.33	\$155,699.51	WITHDRAWAL
02/24/2020	02/24/2020	\$1.00	-\$5,706.59	\$165,078.04	WITHDRAWAL
02/24/2020	02/24/2020	\$1.00	-\$9,278.22	\$170,785.43	WITHDRAWAL
02/05/2020	02/04/2020	\$1.00	\$10,000.00	\$180,863.65	ACH DEPOSIT
01/31/2020	01/31/2020	\$1.00	\$229.71	\$170,863.65	MONTHLY POSTING
12/31/2019	12/31/2019	\$1.00	\$234.75	\$169,833.94	MONTHLY POSTING
12/10/2019	12/10/2019	\$1.00	-\$2,549.74	\$169,599.19	WITHDRAWAL
11/29/2019	11/29/2019	\$1.00	\$237.83	\$172,148.93	MONTHLY POSTING
10/31/2019	10/31/2019	\$1.00	\$278.65	\$171,911.00	MONTHLY POSTING
09/30/2019	09/30/2019	\$1.00	\$330.80	\$171,633.25	MONTHLY POSTING
09/25/2019	09/25/2019	\$1.00	-\$9,111.93	\$171,302.45	WITHDRAWAL
09/25/2019	09/25/2019	\$1.00	-\$4,649.65	\$180,414.38	WITHDRAWAL
09/23/2019	09/23/2019	\$1.00	-\$4,141.99	\$185,064.03	WITHDRAWAL
09/10/2019	09/10/2019	\$1.00	-\$1,355.94	\$189,205.02	WITHDRAWAL
08/30/2019	08/30/2019	\$1.00	\$380.29	\$190,561.96	MONTHLY POSTING
08/28/2019	08/28/2019	\$1.00	-\$4,816.40	\$190,181.67	WITHDRAWAL
08/28/2019	08/28/2019	\$1.00	-\$9,613.03	\$194,998.07	WITHDRAWAL
08/27/2019	08/27/2019	\$1.00	-\$3,048.81	\$204,611.10	WITHDRAWAL

Happy State Bank
Attn: Accounting Dept
701 S Taylor, LB 120
Amarillo, TX 79101

003125

Contact Us
806-373-2265
accountinggroup@happybank.com



103622-01A
CARSON COUNTY
PCT #3
PO Box 365
Panhandle, TX 79068-0365

Account
CARSON COUNTY
PCT #3

Date
03/31/2021

Page
1 of 2

CDARS® Customer Statement

The following information is a summary of activity in your CDARS accounts and the list of FDIC-insured institutions that hold your deposits as of the date indicated. These deposits have been placed by us, as your agent and custodian, in deposit accounts through CDARS.

Summary of Accounts

Account ID	Effective Date	Maturity Date	Interest Rate	Opening Balance	Ending Balance
1024550814	01/14/2021	07/15/2021	0.38926%	\$50,000.00	\$50,000.00
1024658224	02/18/2021	08/19/2021	0.38926%	50,000.00	50,000.00
TOTAL				\$100,000.00	\$100,000.00

0009649

DETAILED ACCOUNT OVERVIEW

Account ID: 1024550814
Account Title: CARSON COUNTY
PCT #3

Account Summary - CD

Product Term	26-Week Public Fund 365 CD	Effective Date	01/14/2021
Interest Rate	0.38926%	Maturity Date	07/15/2021
Account Balance	\$50,000.00	YTD Interest Paid	\$41.06
Annual Percentage Yield	0.39%	Interest Earned Since Last Statement	16.53

CD Issued by

Western Alliance Bank FDIC Cert. 57512

YTD Interest Paid	\$41.06	02/27/2021	Opening Balance	\$50,000.00
Int Earned Since Last Statement	16.53	03/31/2021	Interest Payment	16.53
		03/31/2021	Interest Payout To Account	(16.53)
			*****343	
		03/31/2021	Ending Balance	50,000.00

DETAILED ACCOUNT OVERVIEW

Account ID: 1024658224
Account Title: CARSON COUNTY
PCT #3

Account Summary - CD

Product Term	26-Week Public Fund 365 CD	Effective Date	02/18/2021
Interest Rate	0.38926%	Maturity Date	08/19/2021
Account Balance	\$50,000.00	YTD Interest Paid	\$22.40
Annual Percentage Yield	0.39%	Interest Earned Since Last Statement	16.53

CD Issued by

Beneficial State Bank FDIC Cert. 58490

YTD Interest Paid	\$22.40	02/27/2021	Opening Balance	\$50,000.00
Int Earned Since Last Statement	16.53	03/31/2021	Interest Payment	16.53
		03/31/2021	Interest Payout To Account	(16.53)
			*****343	
		03/31/2021	Ending Balance	50,000.00

Happy State Bank
Attn: Accounting Dept
701 S Taylor, LB 120
Amarillo, TX 79101

003128

Contact Us
806-373-2265
accountinggroup@happybank.com



103622-01A
CARSON COUNTY
PRECINCT #3
PO Box 365
Panhandle, TX 79068-0365

Account
**CARSON COUNTY
PRECINCT #3**

Date
03/31/2021

Page
1 of 2

CDARS® Customer Statement

The following information is a summary of activity in your CDARS accounts and the list of FDIC-insured institutions that hold your deposits as of the date indicated. These deposits have been placed by us, as your agent and custodian, in deposit accounts through CDARS.

Summary of Accounts

Account ID	Effective Date	Maturity Date	Interest Rate	Opening Balance	Ending Balance
1024380269	11/19/2020	11/18/2021	0.44401%	\$50,000.00	\$50,000.00
TOTAL				\$50,000.00	\$50,000.00

Date
03/31/2021

Page
2 of 2

DETAILED ACCOUNT OVERVIEW

Account ID: 1024380269
Account Title: CARSON COUNTY
PRECINCT #3

Account Summary - CD

Product Term	52-Week Public Fund 365 CD	Effective Date	11/19/2020
Interest Rate	0.44401%	Maturity Date	11/18/2021
Account Balance	\$50,000.00	YTD Interest Paid	\$54.75
Annual Percentage Yield	0.45%	Interest Earned Since Last Statement	18.86

CD Issued by

Sunrise Banks FDIC Cert. 18561

YTD Interest Paid	\$54.75	02/27/2021	Opening Balance	\$50,000.00
Int Earned Since Last Statement	18.86	03/31/2021	Interest Payment	18.86
		03/31/2021	Interest Payout To Account	(18.86)
			*****343	
		03/31/2021	Ending Balance	50,000.00

Happy State Bank
Attn: Accounting Dept
701 S Taylor, LB 120
Amarillo, TX 79101

003130

Contact Us
806-373-2265
accountinggroup@happybank.com



103622-01A
CARSON COUNTY
ROAD & BRIDGE 3
PO Box 365
Panhandle, TX 79068-0365

Account
CARSON COUNTY
ROAD & BRIDGE 3

Date
03/31/2021

Page
1 of 2

CDARS® Customer Statement

The following information is a summary of activity in your CDARS accounts and the list of FDIC-insured institutions that hold your deposits as of the date indicated. These deposits have been placed by us, as your agent and custodian, in deposit accounts through CDARS.

Summary of Accounts

Account ID	Effective Date	Maturity Date	Interest Rate	Opening Balance	Ending Balance
1024666294	02/25/2021	02/24/2022	0.38426%	\$50,000.00	\$50,000.00
TOTAL				\$50,000.00	\$50,000.00

Date
03/31/2021

Page
2 of 2

DETAILED ACCOUNT OVERVIEW

Account ID: 1024666294
Account Title: CARSON COUNTY
ROAD & BRIDGE 3

Account Summary - CD

Product Term	52-Week Public Fund 365 CD	Effective Date	02/25/2021
Interest Rate	0.38426%	Maturity Date	02/24/2022
Account Balance	\$50,000.00	YTD Interest Paid	\$18.43
Annual Percentage Yield	0.39%	Interest Earned Since Last Statement	16.32

CD Issued by

BOKF, National Association FDIC Cert. 4214

YTD Interest Paid	\$18.43	02/27/2021	Opening Balance	\$50,000.00
Int Earned Since Last Statement	16.32	03/31/2021	Interest Payment	16.32
		03/31/2021	Interest Payout To Account	(16.32)
			*****343	
		03/31/2021	Ending Balance	50,000.00

TexPool Participant Services
 1001 Texas Avenue, Suite 1150
 Houston, TX 77002



TEXAS TRUST
 TEXAS TREASURY SAFEKEEPING TRUST COMPANY
 COMPTROLLER GLENN HEGAR, CHAIRMAN

Participant Statement

CARSON COUNTY
 PRECINT 4
 ATTN DENISE SALZBRENNER
 PO BOX 365
 PANHANDLE TX 79068-0365

Statement Period **03/01/2021 - 03/31/2021**

Page 1 of 2

Customer Service **1-866-TEX-POOL**
 Location ID **000077244**
 Investor ID **000016608**

TexPool Update

It's spring cleaning time! Review a current listing of your authorized representatives and contact information by requesting an Account Information Report from TexConnect or the TexPool Participant Services team. Submit any changes on the proper maintenance form, found under Account Documents.

TexPool Summary

Pool Name	Beginning Balance	Total Deposits	Total Withdrawals	Total Interest	Current Balance	Average Balance
Texas Local Government Investment Pool	\$220,609.17	\$25,000.00	\$30,463.37	\$3.64	\$215,149.44	\$230,313.47
Total Dollar Value	\$220,609.17	\$25,000.00	\$30,463.37	\$3.64	\$215,149.44	

Portfolio Value

Pool Name	Pool/Account	Market Value (03/01/2021)	Share Price (03/31/2021)	Shares Owned (03/31/2021)	Market Value (03/31/2021)
Texas Local Government Investment Pool	449/330100003	\$220,609.17	\$1.00	215,149.440	\$215,149.44
Total Dollar Value		\$220,609.17			\$215,149.44

Interest Summary

Pool Name	Pool/Account	Month-to-Date Interest	Year-to-Date Interest
Texas Local Government Investment Pool	449/330100003	\$3.64	\$28.79
Total		\$3.64	\$28.79




Transaction Detail

Texas Local Government Investment Pool

Participant: CARSON COUNTY

Pool/Account: 449/330100003

Transaction Date	Settlement Date	Transaction Description	Transaction Dollar Amount	Share Price	Shares This Transaction	Shares Owned
03/01/2021	03/01/2021	BEGINNING BALANCE	\$220,609.17	\$1.00		220,609.170
03/09/2021	03/10/2021	ACH DEPOSIT	\$25,000.00	\$1.00	25,000.000	245,609.170
03/23/2021	03/23/2021	WITHDRAWAL	\$14,297.37-	\$1.00	14,297.370-	231,311.800
03/23/2021	03/23/2021	WITHDRAWAL	\$10,226.99-	\$1.00	10,226.990-	221,084.810
03/23/2021	03/23/2021	WITHDRAWAL	\$5,939.01-	\$1.00	5,939.010-	215,145.800
03/31/2021	03/31/2021	MONTHLY POSTING	\$3.64	\$1.00	3.640	215,149.440
Account Value as of 03/31/2021			\$215,149.44	\$1.00		215,149.440



Account History Report



Deposit Reports	Withdrawal Report Scheduler	Transfer Report Access	Multi Transaction Statements Help / Contact Us	Vendor Payment Inquiry Update Profile	Maintenance Change Location Logout
------------------------	------------------------------------	-------------------------------	---	--	---

Account History Report

ACCOUNT HISTORY REPORT
Generated: 04/16/2021 10:28 AM ET

Location: 77244
Acct Nbr: 330100003
Acct Name: PRECINT 4
Location Name: CARSON COUNTY
Pool Name: TexPool
Pool Nbr: 449

Settle Date	Transaction Date	Price	Dollar Amt	Account Balance	Transaction Description
03/31/2021	03/31/2021	\$1.00	\$3.64	\$215,149.44	MONTHLY POSTING
03/23/2021	03/23/2021	\$1.00	-\$5,939.81	\$215,145.89	WITHDRAWAL
03/23/2021	03/23/2021	\$1.00	-\$10,226.99	\$221,084.81	WITHDRAWAL
03/23/2021	03/23/2021	\$1.00	-\$14,297.37	\$231,311.89	WITHDRAWAL
03/10/2021	03/09/2021	\$1.00	\$25,000.00	\$245,609.17	ACH DEPOSIT
02/26/2021	02/26/2021	\$1.00	\$7.90	\$220,609.17	MONTHLY POSTING
02/23/2021	02/23/2021	\$1.00	-\$8,247.24	\$220,601.27	WITHDRAWAL
02/19/2021	02/19/2021	\$1.00	-\$5,784.15	\$228,848.51	WITHDRAWAL
02/19/2021	02/19/2021	\$1.00	-\$9,975.70	\$234,632.66	WITHDRAWAL
01/29/2021	01/29/2021	\$1.00	\$17.25	\$244,608.36	MONTHLY POSTING
01/25/2021	01/25/2021	\$1.00	-\$14,446.27	\$244,591.11	WITHDRAWAL
12/31/2020	12/31/2020	\$1.00	\$17.24	\$259,037.38	MONTHLY POSTING
12/15/2020	12/14/2020	\$1.00	\$75,000.00	\$259,020.14	ACH DEPOSIT
11/30/2020	11/30/2020	\$1.00	\$17.86	\$184,020.14	MONTHLY POSTING
11/30/2020	11/30/2020	\$1.00	-\$8,389.52	\$184,002.28	WITHDRAWAL
11/05/2020	11/04/2020	\$1.00	\$70,000.00	\$192,391.80	ACH DEPOSIT
10/30/2020	10/30/2020	\$1.00	\$16.48	\$122,391.80	MONTHLY POSTING
10/26/2020	10/26/2020	\$1.00	-\$23,663.20	\$122,375.32	WITHDRAWAL
10/13/2020	10/13/2020	\$1.00	-\$9,131.22	\$146,038.52	WITHDRAWAL
09/30/2020	09/30/2020	\$1.00	\$21.08	\$155,169.74	MONTHLY POSTING
09/28/2020	09/28/2020	\$1.00	-\$12,724.52	\$155,148.66	WITHDRAWAL
09/15/2020	09/15/2020	\$1.00	-\$15,199.57	\$167,873.18	WITHDRAWAL
08/31/2020	08/31/2020	\$1.00	\$30.34	\$183,072.75	MONTHLY POSTING
08/24/2020	08/24/2020	\$1.00	-\$9,962.92	\$183,042.41	WITHDRAWAL
08/21/2020	08/21/2020	\$1.00	-\$6,319.11	\$193,005.33	WITHDRAWAL
08/21/2020	08/21/2020	\$1.00	-\$10,728.89	\$199,324.44	WITHDRAWAL
07/31/2020	07/31/2020	\$1.00	\$36.75	\$210,053.33	MONTHLY POSTING
07/28/2020	07/28/2020	\$1.00	-\$3,965.81	\$210,016.58	WITHDRAWAL
07/23/2020	07/23/2020	\$1.00	-\$4,725.22	\$213,982.39	WITHDRAWAL
07/23/2020	07/23/2020	\$1.00	-\$8,223.39	\$218,707.61	WITHDRAWAL
07/16/2020	07/15/2020	\$1.00	\$35,000.00	\$226,931.00	ACH DEPOSIT
07/13/2020	07/13/2020	\$1.00	-\$6,203.09	\$191,931.00	WITHDRAWAL
06/30/2020	06/30/2020	\$1.00	\$38.62	\$198,134.09	MONTHLY POSTING
06/22/2020	06/22/2020	\$1.00	-\$15,497.28	\$198,095.47	WITHDRAWAL
06/19/2020	06/19/2020	\$1.00	-\$4,594.84	\$213,592.75	WITHDRAWAL
06/19/2020	06/19/2020	\$1.00	-\$8,785.00	\$218,187.59	WITHDRAWAL
05/29/2020	05/29/2020	\$1.00	\$55.12	\$226,972.59	MONTHLY POSTING
05/22/2020	05/22/2020	\$1.00	-\$20,481.00	\$226,917.47	WITHDRAWAL
05/20/2020	05/20/2020	\$1.00	-\$4,491.07	\$247,398.47	WITHDRAWAL
05/20/2020	05/20/2020	\$1.00	-\$8,912.62	\$251,889.54	WITHDRAWAL
05/13/2020	05/12/2020	\$1.00	\$20,000.00	\$260,802.16	ACH DEPOSIT
04/30/2020	04/30/2020	\$1.00	\$91.51	\$240,802.16	MONTHLY POSTING
04/27/2020	04/27/2020	\$1.00	-\$4,276.34	\$240,710.65	WITHDRAWAL
03/31/2020	03/31/2020	\$1.00	\$203.17	\$244,986.99	MONTHLY POSTING
03/24/2020	03/24/2020	\$1.00	-\$4,237.74	\$244,783.82	WITHDRAWAL
03/24/2020	03/24/2020	\$1.00	-\$7,576.84	\$249,021.56	WITHDRAWAL
03/23/2020	03/23/2020	\$1.00	-\$6,367.12	\$256,598.40	WITHDRAWAL
03/13/2020	03/12/2020	\$1.00	\$40,000.00	\$262,965.52	ACH DEPOSIT
02/28/2020	02/28/2020	\$1.00	\$287.23	\$222,965.52	MONTHLY POSTING
02/24/2020	02/24/2020	\$1.00	-\$4,347.79	\$222,678.29	WITHDRAWAL
02/24/2020	02/24/2020	\$1.00	-\$4,247.64	\$227,026.08	WITHDRAWAL
02/24/2020	02/24/2020	\$1.00	-\$7,592.97	\$231,273.72	WITHDRAWAL
02/05/2020	02/04/2020	\$1.00	\$60,000.00	\$238,866.69	ACH DEPOSIT
01/31/2020	01/31/2020	\$1.00	\$241.62	\$178,866.69	MONTHLY POSTING
12/31/2019	12/31/2019	\$1.00	\$245.97	\$178,625.07	MONTHLY POSTING
12/10/2019	12/10/2019	\$1.00	-\$268.66	\$178,379.10	WITHDRAWAL
11/29/2019	11/29/2019	\$1.00	\$199.46	\$178,647.76	MONTHLY POSTING
11/12/2019	11/08/2019	\$1.00	\$100,000.00	\$178,448.30	ACH DEPOSIT
10/31/2019	10/31/2019	\$1.00	\$127.12	\$78,448.30	MONTHLY POSTING
09/30/2019	09/30/2019	\$1.00	\$166.94	\$78,321.18	MONTHLY POSTING
09/25/2019	09/25/2019	\$1.00	-\$7,382.09	\$78,154.24	WITHDRAWAL
09/25/2019	09/25/2019	\$1.00	-\$4,067.08	\$85,536.33	WITHDRAWAL
09/23/2019	09/23/2019	\$1.00	-\$7,623.93	\$89,603.41	WITHDRAWAL
09/10/2019	09/10/2019	\$1.00	-\$2,247.53	\$97,227.34	WITHDRAWAL
08/30/2019	08/30/2019	\$1.00	\$216.59	\$99,474.87	MONTHLY POSTING
08/28/2019	08/28/2019	\$1.00	-\$4,072.93	\$99,258.28	WITHDRAWAL
08/28/2019	08/28/2019	\$1.00	-\$7,391.73	\$103,331.21	WITHDRAWAL

Happy State Bank
Attn: Accounting Dept
701 S Taylor, LB 120
Amarillo, TX 79101

003131

Contact Us
806-373-2265
accountinggroup@happybank.com



103622-01A
CARSON COUNTY
ROAD & BRIDGE 4
PO Box 365
Panhandle, TX 79068-0365

Account
CARSON COUNTY
ROAD & BRIDGE 4

Date
03/31/2021

Page
1 of 3

CDARS® Customer Statement

The following information is a summary of activity in your CDARS accounts and the list of FDIC-insured institutions that hold your deposits as of the date indicated. These deposits have been placed by us, as your agent and custodian, in deposit accounts through CDARS.

Summary of Accounts

Account ID	Effective Date	Maturity Date	Interest Rate	Opening Balance	Ending Balance
1024662701	02/25/2021	02/24/2022	0.38426%	\$100,000.00	\$100,000.00
1024665581	02/25/2021	02/24/2022	0.38426%	50,000.00	50,000.00
TOTAL				\$150,000.00	\$150,000.00

Date
03/31/2021

Page
2 of 3

DETAILED ACCOUNT OVERVIEW

Account ID: 1024662701
Account Title: CARSON COUNTY
ROAD & BRIDGE 4

Account Summary - CD

Product Term	52-Week Public Fund 365 CD	Effective Date	02/25/2021
Interest Rate	0.38426%	Maturity Date	02/24/2022
Account Balance	\$100,000.00	YTD Interest Paid	\$36.86
Annual Percentage Yield	0.39%	Interest Earned Since Last Statement	32.65

CD Issued by

BOKF, National Association FDIC Cert. 4214

YTD Interest Paid	\$30.22	02/27/2021	Opening Balance	\$82,000.00
Int Earned Since Last Statement	26.77	03/31/2021	Interest Payment	26.77
		03/31/2021	Interest Payout To Account	(26.77)
			*****343	
		03/31/2021	Ending Balance	82,000.00

Waterford Bank, N.A. FDIC Cert. 58433

YTD Interest Paid	\$6.64	02/27/2021	Opening Balance	\$18,000.00
Int Earned Since Last Statement	5.88	03/31/2021	Interest Payment	5.88
		03/31/2021	Interest Payout To Account	(5.88)
			*****343	
		03/31/2021	Ending Balance	18,000.00

DETAILED ACCOUNT OVERVIEW

Account ID: 1024665581
Account Title: CARSON COUNTY
ROAD & BRIDGE 4

Account Summary - CD

Product Term	52-Week Public Fund 365 CD	Effective Date	02/25/2021
Interest Rate	0.38426%	Maturity Date	02/24/2022
Account Balance	\$50,000.00	YTD Interest Paid	\$18.43
Annual Percentage Yield	0.39%	Interest Earned Since Last Statement	16.32

Date
03/31/2021

Page
3 of 3

DETAILED ACCOUNT OVERVIEW

Account ID: 1024665581
Account Title: CARSON COUNTY
ROAD & BRIDGE 4



CD Issued by

BOKF, National Association FDIC Cert. 4214

YTD Interest Paid	\$18.43
Int Earned Since Last Statement	16.32

02/27/2021	Opening Balance	\$50,000.00
03/31/2021	Interest Payment	16.32
03/31/2021	Interest Payout To Account	(16.32)
	*****343	
03/31/2021	Ending Balance	50,000.00

Happy State Bank
Attn: Accounting Dept
701 S Taylor, LB 120
Amarillo, TX 79101

003127

Contact Us
806-373-2265
accountinggroup@happybank.com



103622-01A
CARSON COUNTY
PCT 4
PO Box 365
Panhandle, TX 79068-0365

Account
CARSON COUNTY
PCT 4

Date
03/31/2021

Page
1 of 2

CDARS® Customer Statement

The following information is a summary of activity in your CDARS accounts and the list of FDIC-insured institutions that hold your deposits as of the date indicated. These deposits have been placed by us, as your agent and custodian, in deposit accounts through CDARS.

Summary of Accounts

Account ID	Effective Date	Maturity Date	Interest Rate	Opening Balance	Ending Balance
1023728423	04/23/2020	04/22/2021	0.42412%	\$50,000.00	\$50,000.00
TOTAL				\$50,000.00	\$50,000.00

Date
03/31/2021

Page
2 of 2

DETAILED ACCOUNT OVERVIEW

Account ID: 1023728423
Account Title: CARSON COUNTY
PCT 4

Account Summary - CD

Product Term	52-Week Public Fund 365 CD	Effective Date	04/23/2020
Interest Rate	0.42412%	Maturity Date	04/22/2021
Account Balance	\$50,000.00	YTD Interest Paid	\$52.29
Annual Percentage Yield	0.43%	Interest Earned Since Last Statement	18.01

CD Issued by

Western Alliance Bank FDIC Cert. 57512

YTD Interest Paid	\$52.29	02/27/2021	Opening Balance	\$50,000.00
Int Earned Since Last Statement	18.01	03/31/2021	Interest Payment	18.01
		03/31/2021	Interest Payout To Account	(18.01)
			*****343	
		03/31/2021	Ending Balance	50,000.00

0009654

Happy State Bank
Attn: Accounting Dept
701 S Taylor, LB 120
Amarillo, TX 79101

003126

Contact Us
806-373-2265
accountinggroup@happybank.com



103622-01A
CARSON COUNTY
PCT #4
PO Box 365
Panhandle, TX 79068-0365

Account
CARSON COUNTY
PCT #4

Date
03/31/2021

Page
1 of 2

CDARS® Customer Statement

The following information is a summary of activity in your CDARS accounts and the list of FDIC-insured institutions that hold your deposits as of the date indicated. These deposits have been placed by us, as your agent and custodian, in deposit accounts through CDARS.

Summary of Accounts

Account ID	Effective Date	Maturity Date	Interest Rate	Opening Balance	Ending Balance
1024658275	02/18/2021	08/19/2021	0.38926%	\$50,000.00	\$50,000.00
TOTAL				\$50,000.00	\$50,000.00

Date
03/31/2021

Page
2 of 2

DETAILED ACCOUNT OVERVIEW

Account ID: 1024658275
Account Title: CARSON COUNTY
PCT #4

Account Summary - CD

Product Term	26-Week Public Fund 365 CD	Effective Date	02/18/2021
Interest Rate	0.38926%	Maturity Date	08/19/2021
Account Balance	\$50,000.00	YTD Interest Paid	\$22.40
Annual Percentage Yield	0.39%	Interest Earned Since Last Statement	16.53

CD Issued by

Beneficial State Bank FDIC Cert. 58490

YTD Interest Paid	\$22.40	02/27/2021	Opening Balance	\$50,000.00
Int Earned Since Last Statement	16.53	03/31/2021	Interest Payment	16.53
		03/31/2021	Interest Payout To Account	(16.53)
			*****343	
		03/31/2021	Ending Balance	50,000.00

Happy State Bank
Attn: Accounting Dept
701 S Taylor, LB 120
Amarillo, TX 79101

003124

Contact Us
806-373-2265
accountinggroup@happybank.com



103622-01A
CARSON COUNTY
PCT # 4
PO Box 365
Panhandle, TX 79068-0365

Account
CARSON COUNTY
PCT # 4

Date
03/31/2021

Page
1 of 2

CDARS® Customer Statement

The following information is a summary of activity in your CDARS accounts and the list of FDIC-insured institutions that hold your deposits as of the date indicated. These deposits have been placed by us, as your agent and custodian, in deposit accounts through CDARS.

Summary of Accounts

Account ID	Effective Date	Maturity Date	Interest Rate	Opening Balance	Ending Balance
1023887777	06/11/2020	06/10/2021	0.49876%	\$100,000.00	\$100,000.00
TOTAL				\$100,000.00	\$100,000.00

Date
03/31/2021

Page
2 of 2

DETAILED ACCOUNT OVERVIEW

Account ID: 1023887777
Account Title: CARSON COUNTY
PCT # 4

Account Summary - CD

Product Term	52-Week Public Fund 365 CD	Effective Date	06/11/2020
Interest Rate	0.49876%	Maturity Date	06/10/2021
Account Balance	\$100,000.00	YTD Interest Paid	\$123.01
Annual Percentage Yield	0.50%	Interest Earned Since Last Statement	42.37

CD Issued by

Glacier Bank FDIC Cert. 30788

YTD Interest Paid	\$123.01	02/27/2021	Opening Balance	\$100,000.00
Int Earned Since Last Statement	42.37	03/31/2021	Interest Payment	42.37
		03/31/2021	Interest Payout To Account	(42.37)
			*****343	
		03/31/2021	Ending Balance	100,000.00



CD Acct # 32832006032

CARSON COUNTY ROAD & BRIDGE #4
 CD/IRA Acct # Balance 30,000.00 Term 12 Months Rate .00850 Close 14 Accrual 11.75 Penalty 15.03 Payoff 29,995.72 APY 0.65% Type 3 How Check Daily Int 0.53 Next Int 15.58 Months 1 Maturity 03/24/2022

General Info
 Original De- 03/24/2009
 Original Matur. 03/24/2010
 Last Post: 04/24/2021
 Renewal Date: 03/24/2021
 Available Balance 30,000.00
 Pay To Account 0

Hold # 0
 Hold Amt 0.00
 Hold Desc
 YTD: 96.16
 Last Year: 458.38

Date	TC	PostDate	Desc	Debit	Credit	Balance
05/24/2019	150		CC	54.25		30,000.00
06/24/2019	150		CC	56.05		30,000.00
07/24/2019	150		CC	58.05		30,000.00
08/24/2019	150		CC	59.05		30,000.00
09/24/2019	150		CC	54.25		30,000.00
10/24/2019	150		CC	56.05		30,000.00
11/24/2019	150		CC	54.25		30,000.00
12/24/2019	150		CC	56.05		30,000.00
01/24/2020	150		CC	56.05		30,000.00
02/24/2020	150		CC	52.44		30,000.00
03/24/2020	150		CC	01390		30,000.00
04/24/2020	111		CC	33.12		30,000.00
05/24/2020	150		CC	32.08		30,000.00
06/24/2020	150		CC	33.12		30,000.00
07/24/2020	150		CC	32.08		30,000.00
08/24/2020	150		CC	33.12		30,000.00
09/24/2020	150		CC	33.12		30,000.00
10/24/2020	150		CC	32.08		30,000.00
11/24/2020	150		CC	33.12		30,000.00
12/24/2020	150		CC	32.08		30,000.00
01/24/2021	150		CC	35.12		30,000.00
02/24/2021	150		CC	33.12		30,000.00
03/24/2021	150		CC	28.92		30,000.00
04/24/2021	111		CC	00500		30,000.00
05/24/2021	111		CC	00650		30,000.00



CD Account # 32832006033 **CD Acc #** 32832006033
CD/MRA Acct # **Balance** 60,000.00 **Term** 12 Months **Rate** .04950 **Class** 14 **Accrual** 23.51 **Penalty** 32.05 **APY** 0.55% **Type** 3 **How** Check **Days Int** 1.07 **Next Int** 33.72 **Months** 1 **Maturity** 03/24/2022

General Info		Date	TC	Post Date	Desc	Debit	Credit	Balance
142		05/24/2019	150		CC		103.49	60,000.00
143		06/24/2019	150		CC		112.11	60,000.00
144		07/24/2019	150		CC		108.48	60,000.00
145		08/24/2019	150		CC		112.11	60,000.00
146		09/24/2019	150		CC		112.13	60,000.00
147		10/24/2019	150		CC		108.48	60,000.00
148		11/24/2019	150		CC		112.11	60,000.00
149		12/24/2019	150		CC		108.48	60,000.00
150		01/24/2020	150		CC		112.11	60,000.00
151		02/24/2020	150		CC		104.88	60,000.00
152		03/24/2020	150		CC		013.09	60,000.00
153		04/24/2020	150		CC		88.25	60,000.00
154		05/24/2020	150		CC		64.11	60,000.00
155		06/24/2020	150		CC		66.25	60,000.00
156		07/24/2020	150		CC		64.11	60,000.00
157		08/24/2020	150		CC		66.25	60,000.00
158		09/24/2020	150		CC		64.11	60,000.00
159		10/24/2020	150		CC		66.25	60,000.00
160		11/24/2020	150		CC		64.11	60,000.00
161		12/24/2020	150		CC		66.25	60,000.00
162		01/24/2021	150		CC		64.11	60,000.00
163		02/24/2021	150		CC		66.25	60,000.00
164		03/24/2021	150		CC		64.11	60,000.00
165		04/24/2021	150		CC		66.25	60,000.00
166		05/24/2021	111		CC		00.590	60,000.00
167		03/24/2021	111		CC		00.650	60,000.00

Original Da.. 03/24/2009
Original Maturity 03/24/2010
Last Paid: 03/24/2021
Next Paid: 04/24/2021
Renewed Date: 03/24/2021
Available Balance: 60,000.00
Pay To Account: 0
Hold #: 0
Hold Amt: 0.00
Hold Desc: Holders
YTD: 192.34
Last Year: 918.73

Happy State Bank
Attn: Accounting Dept
701 S Taylor, LB 120
Amarillo, TX 79101

003122

Contact Us
806-373-2265
accountinggroup@happybank.com



103622-01A
CARSON COUNTY
HEALTH CARE
PO Box 365
Panhandle, TX 79068-0365

Account
CARSON COUNTY
HEALTH CARE

Date
03/31/2021

Page
1 of 3

CDARS® Customer Statement

The following information is a summary of activity in your CDARS accounts and the list of FDIC-insured institutions that hold your deposits as of the date indicated. These deposits have been placed by us, as your agent and custodian, in deposit accounts through CDARS.

Summary of Accounts

Account ID	Effective Date	Maturity Date	Interest Rate	Opening Balance	Ending Balance
1023825429	05/21/2020	05/20/2021	0.47387%	\$50,000.00	\$50,000.00
1023890107	06/11/2020	06/10/2021	0.49876%	25,000.00	25,000.00
1024288931	10/15/2020	10/14/2021	0.44901%	50,000.00	50,000.00
1024644096	02/18/2021	02/17/2022	0.41415%	25,000.00	25,000.00
TOTAL				\$150,000.00	\$150,000.00

DETAILED ACCOUNT OVERVIEW

Account ID: 1023825429
Account Title: CARSON COUNTY
HEALTH CARE

Account Summary - CD

Product Term	52-Week Public Fund 365 CD	Effective Date	05/21/2020
Interest Rate	0.47387%	Maturity Date	05/20/2021
Account Balance	\$50,000.00	YTD Interest Paid	\$58.44
Annual Percentage Yield	0.48%	Interest Earned Since Last Statement	20.13

CD Issued by

Manufacturers Bank FDIC Cert. 18618

YTD Interest Paid	\$58.44	02/27/2021	Opening Balance	\$50,000.00
Int Earned Since Last Statement	20.13	03/31/2021	Interest Payment	20.13
		03/31/2021	Interest Payout To Account	(20.13)
			*****571	
		03/31/2021	Ending Balance	50,000.00

DETAILED ACCOUNT OVERVIEW

Account ID: 1023890107
Account Title: CARSON COUNTY
HEALTH CARE

Account Summary - CD

Product Term	52-Week Public Fund 365 CD	Effective Date	06/11/2020
Interest Rate	0.49876%	Maturity Date	06/10/2021
Account Balance	\$25,000.00	YTD Interest Paid	\$30.75
Annual Percentage Yield	0.50%	Interest Earned Since Last Statement	10.59

CD Issued by

Glacier Bank FDIC Cert. 30788

YTD Interest Paid	\$30.75	02/27/2021	Opening Balance	\$25,000.00
Int Earned Since Last Statement	10.59	03/31/2021	Interest Payment	10.59
		03/31/2021	Interest Payout To Account	(10.59)
			*****571	
		03/31/2021	Ending Balance	25,000.00

DETAILED ACCOUNT OVERVIEW

Account ID: 1024288931
Account Title: CARSON COUNTY
HEALTH CARE



Account Summary - CD

Product Term	52-Week Public Fund 365 CD
Interest Rate	0.44901%
Account Balance	\$50,000.00
Annual Percentage Yield	0.45%

Effective Date	10/15/2020
Maturity Date	10/14/2021
YTD Interest Paid	\$55.37
Interest Earned Since Last Statement	19.07

CD Issued by

Israel Discount Bank of New York FDIC Cert. 19977

YTD Interest Paid	\$55.37
Int Earned Since Last Statement	19.07

02/27/2021	Opening Balance	\$50,000.00
03/31/2021	Interest Payment	19.07
03/31/2021	Interest Payout To Account	(19.07)
	*****571	
03/31/2021	Ending Balance	50,000.00

DETAILED ACCOUNT OVERVIEW

Account ID: 1024644096
Account Title: CARSON COUNTY
HEALTH CARE

Account Summary - CD

Product Term	52-Week Public Fund 365 CD
Interest Rate	0.41415%
Account Balance	\$25,000.00
Annual Percentage Yield	0.42%

Effective Date	02/18/2021
Maturity Date	02/17/2022
YTD Interest Paid	\$11.92
Interest Earned Since Last Statement	8.80

CD Issued by

Northern Bank & Trust Company FDIC Cert. 18266

YTD Interest Paid	\$11.92
Int Earned Since Last Statement	8.80

02/27/2021	Opening Balance	\$25,000.00
03/31/2021	Interest Payment	8.80
03/31/2021	Interest Payout To Account	(8.80)
	*****571	
03/31/2021	Ending Balance	25,000.00

Happy State Bank
Attn: Accounting Dept
701 S Taylor, LB 120
Amarillo, TX 79101

003118

Contact Us
806-373-2265
accountinggroup@happybank.com



103622-01A
CARSON COUNTY
COURTHOUSE SECURITY
PO Box 365
Panhandle, TX 79068-0365

Account
CARSON COUNTY
COURTHOUSE SECURITY

Date
03/31/2021

Page
1 of 2

CDARS® Customer Statement

The following information is a summary of activity in your CDARS accounts and the list of FDIC-insured institutions that hold your deposits as of the date indicated. These deposits have been placed by us, as your agent and custodian, in deposit accounts through CDARS.

Summary of Accounts

Account ID	Effective Date	Maturity Date	Interest Rate	Opening Balance	Ending Balance
1024498448	12/31/2020	07/01/2021	0.38926%	\$25,000.00	\$25,000.00
1023890263	06/11/2020	06/10/2021	0.49876%	30,000.00	30,000.00
TOTAL				\$55,000.00	\$55,000.00

DETAILED ACCOUNT OVERVIEW

Account ID: 1024498448
Account Title: CARSON COUNTY
COURTHOUSE SECURITY

Account Summary - CD

Product Term	26-Week Public Fund 365 CD	Effective Date	12/31/2020
Interest Rate	0.38926%	Maturity Date	07/01/2021
Account Balance	\$25,000.00	YTD Interest Paid	\$24.01
Annual Percentage Yield	0.39%	Interest Earned Since Last Statement	8.27

CD Issued by

Western Alliance Bank FDIC Cert. 57512

YTD Interest Paid	\$24.01	02/27/2021	Opening Balance	\$25,000.00
Int Earned Since Last Statement	8.27	03/31/2021	Interest Payment	8.27
		03/31/2021	Interest Payout To Account	(8.27)
			*****789	
		03/31/2021	Ending Balance	25,000.00

DETAILED ACCOUNT OVERVIEW

Account ID: 1023890263
Account Title: CARSON COUNTY
COURTHOUSE SECURITY

Account Summary - CD

Product Term	52-Week Public Fund 365 CD	Effective Date	06/11/2020
Interest Rate	0.49876%	Maturity Date	06/10/2021
Account Balance	\$30,000.00	YTD Interest Paid	\$36.90
Annual Percentage Yield	0.50%	Interest Earned Since Last Statement	12.71

CD Issued by

Glacier Bank FDIC Cert. 30788

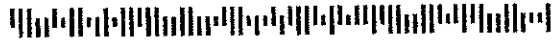
YTD Interest Paid	\$36.90	02/27/2021	Opening Balance	\$30,000.00
Int Earned Since Last Statement	12.71	03/31/2021	Interest Payment	12.71
		03/31/2021	Interest Payout To Account	(12.71)
			*****789	
		03/31/2021	Ending Balance	30,000.00

029620

Happy State Bank
Attn: Accounting Dept
701 S Taylor, LB 120
Amarillo, TX 79101

003123

Contact Us
806-373-2265
accountinggroup@happybank.com



103622-01A
CARSON COUNTY
JP JUDICIAL TECHNOLOGY
PO Box 365
Panhandle, TX 79068-0365

Account
CARSON COUNTY
JP JUDICIAL TECHNOLOGY

Date
03/31/2021

Page
1 of 2

CDARS® Customer Statement

The following information is a summary of activity in your CDARS accounts and the list of FDIC-insured institutions that hold your deposits as of the date indicated. These deposits have been placed by us, as your agent and custodian, in deposit accounts through CDARS.

Summary of Accounts

Account ID	Effective Date	Maturity Date	Interest Rate	Opening Balance	Ending Balance
1024559641	01/21/2021	07/22/2021	0.38926%	\$10,000.00	\$10,000.00
TOTAL				\$10,000.00	\$10,000.00

Date
03/31/2021

Page
2 of 2

DETAILED ACCOUNT OVERVIEW

Account ID: 1024559641
Account Title: CARSON COUNTY
JP JUDICIAL TECHNOLOGY

Account Summary - CD

Product Term	26-Week Public Fund 365 CD	Effective Date	01/21/2021
Interest Rate	0.38926%	Maturity Date	07/22/2021
Account Balance	\$10,000.00	YTD Interest Paid	\$7.47
Annual Percentage Yield	0.39%	Interest Earned Since Last Statement	3.31

CD Issued by

AVB Bank FDIC Cert. 2326

YTD Interest Paid	\$7.47	02/27/2021	Opening Balance	\$10,000.00
Int Earned Since Last Statement	3.31	03/31/2021	Interest Payment	3.31
		03/31/2021	Interest Payout To Account	(3.31)
			*****794	
		03/31/2021	Ending Balance	10,000.00

0009646



CD Acct # 23248006113 **JP TECHNOLOGY**
CARSON COUNTY
CD/IRA Acct # **Balance** **Term** **Rate** **Class** **Accrual** **Penalty** **Payoff** **APY** **Type** **How** **Daily Int** **Next Int** **Months** **Maturity**
 23248006113 20,000.00 12 Months .00850 14 10.33 10.68 19,999.65 0.85% 3 Check 0.36 11.04 1 10/17/2021

General Info
Search By Date: **From:** 10/17/2011 **To:** 03/17/2021
Original De. 10/17/2011 **Original Maturity** 10/17/2012
Last Paid: 03/17/2021
Next Paid: 04/17/2021
Renewal Date: 10/17/2020
Available Balance: 20,000.00
Pay To Account:
Hold #: 0
Hold Amt: 0.00
Hold Desc:
YTD: 32.05
Last Year: 238.08

Date	TC	PostDate	Desc	Debit	Credit	Balance
05/17/2019	150				29.59	20,000.00
06/17/2019	150				30.58	20,000.00
07/17/2019	150				30.58	20,000.00
08/17/2019	150				30.58	20,000.00
09/17/2019	150				29.99	20,000.00
10/17/2019	150				01.00	20,000.00
11/17/2019	111				22.08	20,000.00
12/17/2019	150				21.37	20,000.00
01/17/2020	150				22.08	20,000.00
02/17/2020	150				22.08	20,000.00
03/17/2020	150				28.68	20,000.00
04/17/2020	150				22.08	20,000.00
05/17/2020	150				21.37	20,000.00
06/17/2020	150				22.08	20,000.00
07/17/2020	150				21.37	20,000.00
08/17/2020	150				22.08	20,000.00
09/17/2020	150				22.08	20,000.00
10/17/2020	150				21.37	20,000.00
11/17/2020	111				00.650	20,000.00
12/17/2020	150				00.650	20,000.00
01/17/2021	150				11.04	20,000.00
02/17/2021	150				10.69	20,000.00
03/17/2021	150				11.04	20,000.00
04/17/2021	150				11.04	20,000.00
05/17/2021	150				9.97	20,000.00

Happy State Bank
Attn: Accounting Dept
701 S Taylor, LB 120
Amarillo, TX 79101

003129

Contact Us
806-373-2265
accountinggroup@happybank.com



103622-01A
CARSON COUNTY
RECORDS MANAGEMENT
PO Box 365
Panhandle, TX 79068-0365

Account
CARSON COUNTY
RECORDS MANAGEMENT

Date
03/31/2021

Page
1 of 2

CDARS® Customer Statement

The following information is a summary of activity in your CDARS accounts and the list of FDIC-insured institutions that hold your deposits as of the date indicated. These deposits have been placed by us, as your agent and custodian, in deposit accounts through CDARS.

Summary of Accounts

Account ID	Effective Date	Maturity Date	Interest Rate	Opening Balance	Ending Balance
1024498421	12/31/2020	07/01/2021	0.38926%	\$10,000.00	\$10,000.00
TOTAL				\$10,000.00	\$10,000.00

0009657

Date
03/31/2021

Page
2 of 2

DETAILED ACCOUNT OVERVIEW

Account ID: 1024498421
Account Title: CARSON COUNTY
RECORDS MANAGEMENT

Account Summary - CD

Product Term	26-Week Public Fund 365 CD	Effective Date	12/31/2020
Interest Rate	0.38926%	Maturity Date	07/01/2021
Account Balance	\$10,000.00	YTD Interest Paid	\$9.61
Annual Percentage Yield	0.39%	Interest Earned Since Last Statement	3.31

CD Issued by

Western Alliance Bank FDIC Cert. 57512

YTD Interest Paid	\$9.61	02/27/2021	Opening Balance	\$10,000.00
Int Earned Since Last Statement	3.31	03/31/2021	Interest Payment	3.31
		03/31/2021	Interest Payout To Account	(3.31)
			*****770	
		03/31/2021	Ending Balance	10,000.00

Happy State Bank
Attn: Accounting Dept
701 S Taylor, LB 120
Amarillo, TX 79101

003132

Contact Us
806-373-2265
accountinggroup@happybank.com



103622-01A
CARSON COUNTY
UNEMPLOYMENT
PO Box 365
Panhandle, TX 79068-0365

Account
CARSON COUNTY
UNEMPLOYMENT

Date
03/31/2021

Page
1 of 2

CDARS® Customer Statement

The following information is a summary of activity in your CDARS accounts and the list of FDIC-insured institutions that hold your deposits as of the date indicated. These deposits have been placed by us, as your agent and custodian, in deposit accounts through CDARS.

Summary of Accounts

Account ID	Effective Date	Maturity Date	Interest Rate	Opening Balance	Ending Balance
1024498456	12/31/2020	07/01/2021	0.38926%	\$30,000.00	\$30,000.00
TOTAL				\$30,000.00	\$30,000.00

Date
03/31/2021

Page
2 of 2

DETAILED ACCOUNT OVERVIEW

Account ID: 1024498456
Account Title: CARSON COUNTY
UNEMPLOYMENT

Account Summary - CD

Product Term	26-Week Public Fund 365 CD
Interest Rate	0.38926%
Account Balance	\$30,000.00
Annual Percentage Yield	0.39%

Effective Date	12/31/2020
Maturity Date	07/01/2021
YTD Interest Paid	\$28.80
Interest Earned Since Last Statement	9.92

CD Issued by

Western Alliance Bank FDIC Cert. 57512

YTD Interest Paid	\$28.80
Int Earned Since Last Statement	9.92

02/27/2021	Opening Balance	\$30,000.00
03/31/2021	Interest Payment	9.92
03/31/2021	Interest Payout To Account *****797	(9.92)
03/31/2021	Ending Balance	30,000.00